



APPROVALS




 **ENGINEERING CODE**
559GA5204AA

 **APPROVED REFRIGERANT**
R404A

 **POWER SUPPLY**
220 - 240V 50Hz ~

 **STANDARD CONDITIONS**
EN13215_SH10

 **APPLICATION**
M/HBP

 **COOLING CAPACITY**
1080 W

 **EFFICIENCY**
1.47 W/W

DATA

General Data

Weight	28.5 Kg
Receiver	2.3 L
Height	324 mm
Length	471 mm
Width	395 mm
Power Supply	220 - 240 V 50 Hz

Electrical Data

Motor Type	CSR
Locked Rotor Amperage (LRA)	21.5 A
Max Current	5.55 A

Spare Parts

Valve Suction	FLARE 1/2"	2110051
Valve Discharge	FLARE 3/8"	2110056
Condenser	3R12T	2451218
Compressor	NEK6217GK	959GA51..AM
Electrical Kit	ELKOM NEK6217GK	959GA5190A
Fan Kit	34W 275/31°/5B	1996583

Noise Data

Sound Power Level	68.3 dB (A)	-	-
Sound Pressure Level	at 1 m	at 5 m	at 10 m
	60.3 dB (A)	46.3 dB (A)	40.3 dB (A)

Fan Motor

Number	1
Shaft Power	34 W
Air Flow	640 m ³ /h
Blade diameter	275 mm

PERFORMANCE

Rated Points

Ambient Temperature	Cooling Capacity	Power Consumption	Current	Efficiency
32.00°C	1080 W	735 W	3.66 A	1.47 W/W

Test Condition: EN13215_SH10, Return Gas 0 °C, Subcooling 3K , Evaporation -10.00°C, Condensing 0 °C, Ambient 32.00°C

Performance Curve Data

Ambient Temperature 25°C

Evaporating Temperature °C	Cooling Capacity W	Power Consumption W	Current A	Efficiency W/W
-20	779	603	3.03	1.29
-15	979	656	3.26	1.49
-10	1200	715	3.53	1.68
-5	1442	780	3.83	1.85
0	1708	850	4.16	2.01
5	1997	927	4.53	2.15
10	2311	1010	4.93	2.29

Test Condition: EN13215_SH10, M/HBP

Ambient Temperature 32°C

Evaporating Temperature °C	Cooling Capacity W	Power Consumption W	Current A	Efficiency W/W
-20	696	625	3.18	1.11
-15	878	677	3.4	1.3
-10	1080	735	3.66	1.47
-5	1301	801	3.95	1.63
0	1544	873	4.28	1.77
5	1809	952	4.65	1.9
10	2098	1039	5.06	2.02

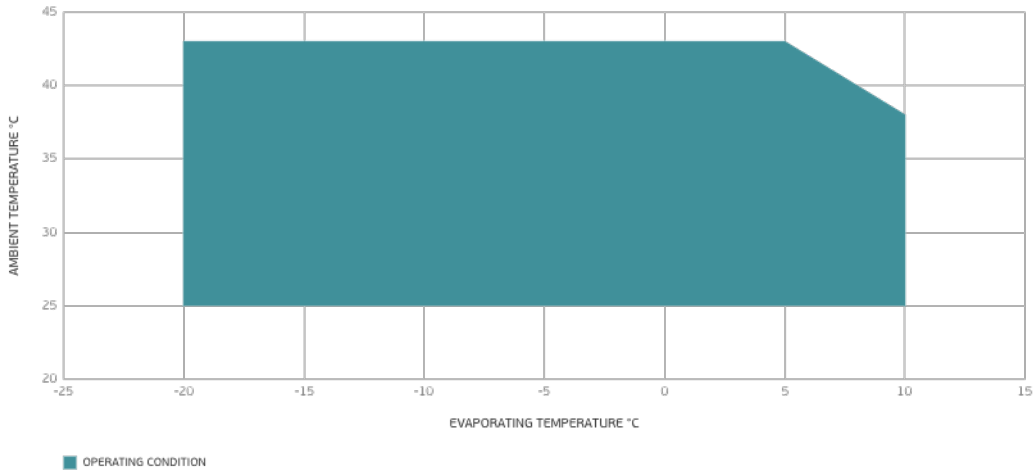
Test Condition: EN13215_SH10, M/HBP

Ambient Temperature 43°C

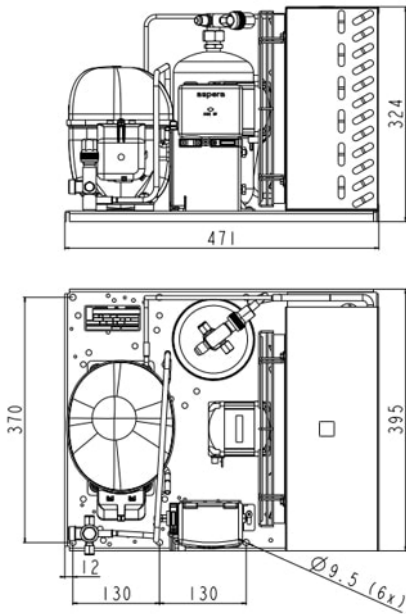
Evaporating Temperature °C	Cooling Capacity W	Power Consumption W	Current A	Efficiency W/W
-20	549	660	3.31	0.83
-15	700	717	3.58	0.98
-10	868	782	3.88	1.11
-5	1054	857	4.22	1.23
0	1258	939	4.6	1.34
5	1482	1030	5.03	1.44
10	1727	1131	5.5	1.53

Test Condition: EN13215_SH10, M/HBP

Operating Envelope



External Dimensions



Wiring Diagram

