

APPROVALS




 **ENGINEERING CODE**
958CA51


 **APPROVED REFRIGERANT**
R-404A

 **POWER SUPPLY**
220-240 V 50 Hz

 **STANDARD CONDITIONS**
EN12900

 **APPLICATION**
MBP

 **COOLING CAPACITY**
703 W (MBP)

 **EFFICIENCY**
1.64 W/W (MBP)

 **MOTOR TYPE**
CSIR

 **STARTING TORQUE**
HST

DATA

General Data

Type	Hermetic reciprocating
Technology Type	On-Off
Displacement	8.77 cm ³
Compressor Cooling	Fan/NotControlled/220
Fan Air Flow	520 m ³ /h
Expansion Device	Capillary Tube or Expansion Valve
Horse Power	1/2 hp
Max Condensing Pressure Operating	24.71 bar
Max Condensing Pressure Peak	27.71 bar
Power Supply	220-240 V 50 Hz
Evaporating Temperature Range	-20 °C to 10 °C

Electrical Data

Motor type	CSIR
Starting Torque	HST
Start Winding Resistance	31.7 Ω at 25° C
Run Winding Resistance	5.18 Ω at 25° C

Mechanical Data

Maximum Recommended Refrigerant Charge	350 g
Oil Charge	350 ml
Oil Type Configuration	ESTER
Oil Type Viscosity	ISO22
Pressurization	Dry air charge
Weight	11 Kg
Free Internal Volume	2.1 L

Electrical Components

	Description
Starting Device	Relay MTRP-0029*
Motor Protection	T0660/G5
Start Capacitor	53-64 Uf/330 V

External Characteristics

Base Plate	European	
Tray Holder	No	
Height	200 mm	
Connector	Internal Diameter	Shape
Suction	8.1 mm	Slanted 42°/Copper
Discharge	6.1 mm	Straight/Copper
Process	6.1 mm	Slanted 42°/Copper

PERFORMANCE

Rated Points

Condensing Temperature	Evaporating Temperature	Cooling Capacity	Power Consumption	Gas Flow Rate	Efficiency
45.00°C	-10.00°C	703 W	428 W	21.11 kg/h	1.64 W/W

Test Condition: EN12900MBP, Fan/NotControlled/220, Return Gas 20°C, Evaporation -10.00°C, Condensing 45.00°C, Ambient 35°C, Liquid 45°C, Subcooling 0K. Data are an indication of performance based simulation.

Performance Curve Data

Condensing Temperature 35°C

Evaporating Temperature °C	Cooling Capacity W	Power W	Gas Flow Rate kg/h	Efficiency W/W
-20	565	328	14.63	1.72
-15	688	360	18.00	1.91
-10	838	389	22.10	2.15
-5	1018	416	27.10	2.44
0	1231	442	33.17	2.79
5	1479	465	40.50	3.18
10	1766	486	49.26	3.63

Test Condition: EN12900MBP, Fan/NotControlled/220, Return Gas 20°C, Ambient 35°C, Subcooling OK. Data are an indication of performance based simulation.

Condensing Temperature 45°C

Evaporating Temperature °C	Cooling Capacity W	Power W	Gas Flow Rate kg/h	Efficiency W/W
-20	472	344	13.89	1.37
-15	577	387	17.16	1.49
-10	703	428	21.11	1.64
-5	853	467	25.90	1.83
0	1029	503	31.73	2.05
5	1235	537	38.76	2.3
10	1473	570	47.17	2.59

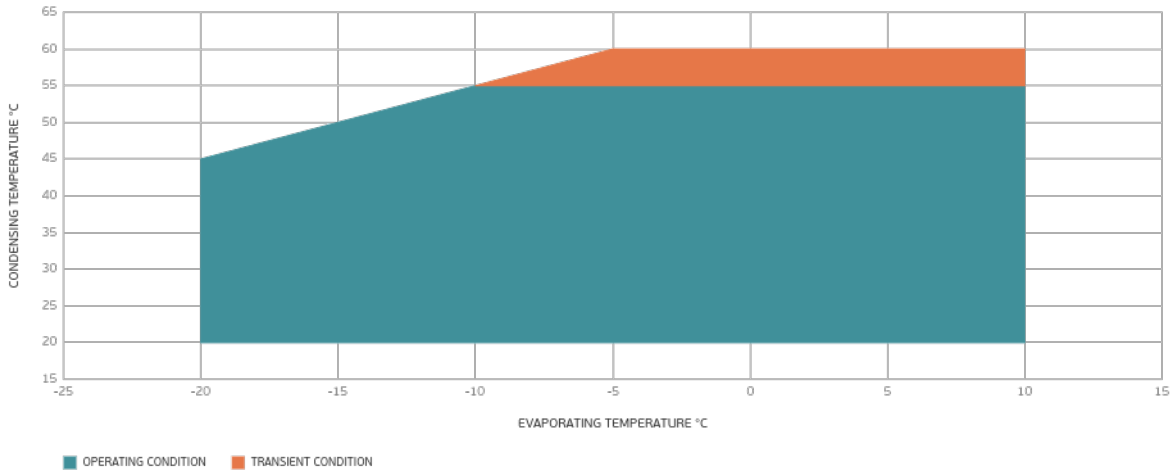
Test Condition: EN12900MBP, Fan/NotControlled/220, Return Gas 20°C, Ambient 35°C, Subcooling OK. Data are an indication of performance based simulation.

Condensing Temperature 55°C

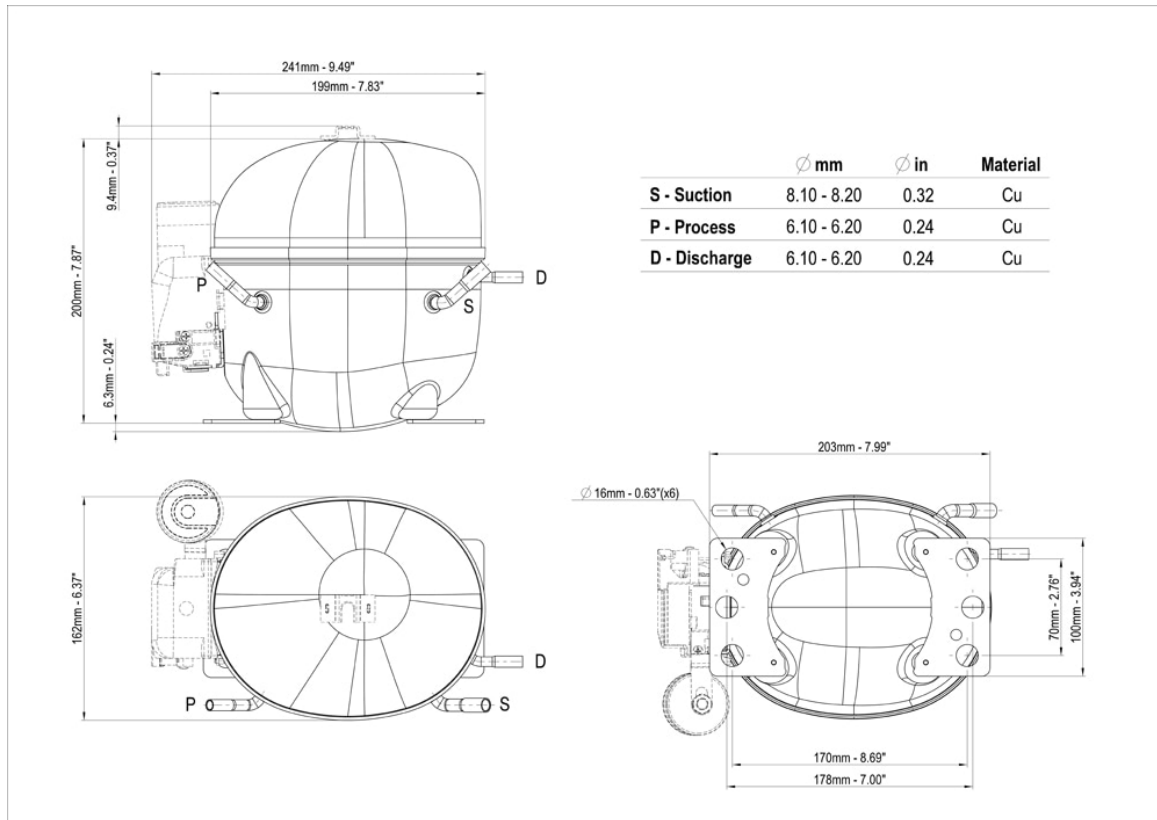
Evaporating Temperature °C	Cooling Capacity W	Power W	Gas Flow Rate kg/h	Efficiency W/W
-20	365	365	12.66	1
-15	452	417	15.83	1.08
-10	554	466	19.61	1.19
-5	673	513	24.20	1.31
0	813	557	29.77	1.46
5	977	599	36.49	1.63
10	1166	640	44.55	1.82

Test Condition: EN12900MBP, Fan/NotControlled/220, Return Gas 20°C, Ambient 35°C, Subcooling OK. Data are an indication of performance based simulation.

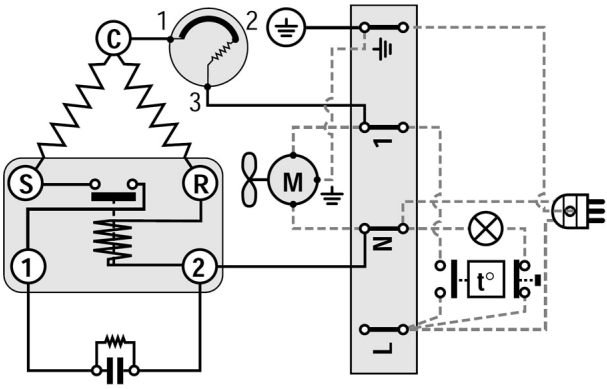
Operating Envelope



External Dimensions



Wiring Diagram



Assembly Instructions

