




APPROVALS




 **ENGINEERING CODE**
863NA51

 **APPROVED REFRIGERANT**
R-290

 **POWER SUPPLY**
220-240 V 50 Hz

 **STANDARD CONDITIONS**
EN12900

 **APPLICATION**
LBP

 **COOLING CAPACITY**
337 W (LBP)

 **EFFICIENCY**
1.1 W/W (LBP)

 **MOTOR TYPE**
CSIR

 **STARTING TORQUE**
HST

DATA

General Data

Type	Hermetic reciprocating
Technology Type	On-Off
Displacement	13.54 cm ³
Compressor Cooling	Fan/NotControlled/220
Fan Air Flow	520 m ³ /h
Expansion Device	Capillary Tube or Expansion Valve
Horse Power	3/4 hp
Max Condensing Pressure Operating	18.07 bar
Max Condensing Pressure Peak	20.17 bar
Power Supply	220-240 V 50 Hz
Evaporating Temperature Range	-40 °C to -10 °C

Electrical Data

Motor type	CSIR
Starting Torque	HST
Start Winding Resistance	19.29 Ω at 25° C
Run Winding Resistance	5.98 Ω at 25° C

Mechanical Data

Maximum Recommended Refrigerant Charge	150 g
Oil Charge	350 ml
Oil Type Configuration	ESTER
Oil Type Viscosity	ISO22
Pressurization	Without dry air charge
Weight	11.6 Kg
Free Internal Volume	2.1 L

Electrical Components

	Description
Start Capacitor	64-77 Uf / 330 V
Starting Device	Relay MTRP-0029*
Motor Protection	MSP30APK-3259

External Characteristics

Base Plate	European	
Tray Holder	No	
Height	206 mm	
Connector	Internal Diameter	Shape
Suction	8.1 mm	Slanted 42°/Copper
Discharge	6.1 mm	Straight/Copper
Process	6.1 mm	Slanted 42°/Copper

PERFORMANCE

Rated Points

Condensing Temperature	Evaporating Temperature	Cooling Capacity	Power Consumption	Gas Flow Rate	Efficiency
40.00°C	-35.00°C	337 W	307 W	3.84 kg/h	1.1 W/W

Test Condition: EN12900LBP, Fan/NotControlled/220, Return Gas 20°C, Evaporation -35.00°C, Condensing 40.00°C, Ambient 35°C, Liquid 40°C, Subcooling 0K. Data are an indication of performance based simulation.

Performance Curve Data

Condensing Temperature 35°C

Evaporating Temperature °C	Cooling Capacity W	Power W	Gas Flow Rate kg/h	Efficiency W/W
-40	271	269	2.96	1.01
-35	346	305	3.80	1.13
-30	446	342	4.91	1.31
-25	572	377	6.31	1.51
-20	724	412	8.03	1.76
-15	905	445	10.08	2.03
-10	1115	476	12.48	2.34

Test Condition: EN12900LBP, Fan/NotControlled/220, Return Gas 20°C, Ambient 35°C , Subcooling OK. Data are an indication of performance based simulation.

Condensing Temperature 45°C

Evaporating Temperature °C	Cooling Capacity W	Power W	Gas Flow Rate kg/h	Efficiency W/W
-35	305	317	3.67	0.96
-30	392	358	4.74	1.09
-25	501	402	6.07	1.25
-20	632	447	7.69	1.41
-15	786	493	9.62	1.6
-10	966	539	11.89	1.79

Test Condition: EN12900LBP, Fan/NotControlled/220, Return Gas 20°C, Ambient 35°C , Subcooling OK. Data are an indication of performance based simulation.

Condensing Temperature 55°C

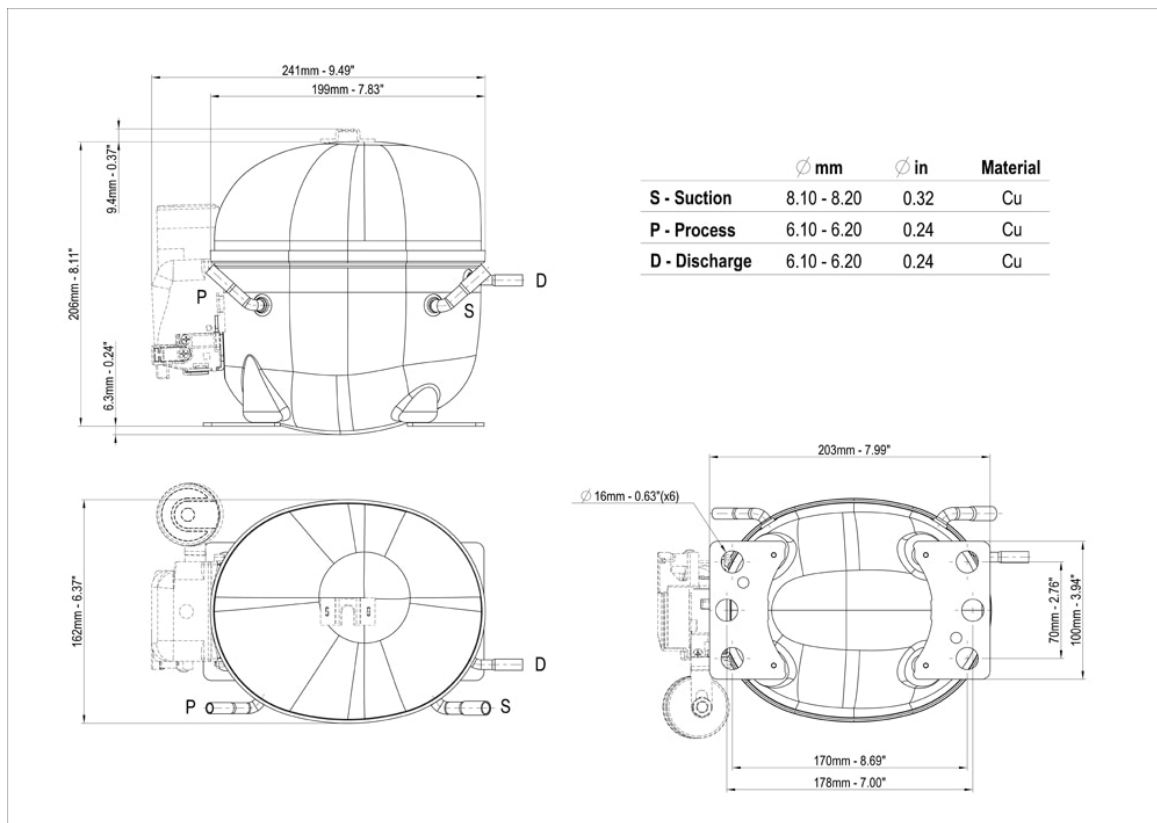
Evaporating Temperature °C	Cooling Capacity W	Power W	Gas Flow Rate kg/h	Efficiency W/W
-30	326	374	4.38	0.87
-25	419	424	5.65	0.99
-20	530	477	7.19	1.11
-15	660	534	9.01	1.24
-10	811	594	11.14	1.37

Test Condition: EN12900LBP, Fan/NotControlled/220, Return Gas 20°C, Ambient 35°C , Subcooling OK. Data are an indication of performance based simulation.

Operating Envelope



External Dimensions



Wiring Diagram



Assembly Instructions

