

Ventilation with DX coil

With energy recovery

KPI active



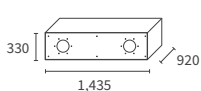
Functions and features

- System dedicated to the handling of fresh air.
- Suitable for a wide range of building applications, especially in areas with lower outside temperatures.
- Option to connect a CO₂ sensor (not supplied) and automatically regulate air quality based on a pre-set maximum CO₂ concentration.
- High-efficiency F7 filters are available (optional).
- The Hitachi heat recovery ventilation system adjusts the temperature and humidity of incoming fresh air to match the indoor environment.
- Automatic ventilation mode where the KPI controls which mode to operate within to ensure maximum energy efficiency.
- Forced bypass mode where 100% fresh air is supplied for free cooling
- KPI units can alter a room's pressurisation level if required to either help keep air in or extract air depending on the requirement.

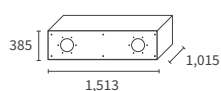
Advantages

- Temperature exchange efficiency up to 83%.
- Low-consumption electronic fan motors.
- All insulation in these KPIs is M1 certified (NF-P92-501).
- Compatible with Utopia IVX, Set Free Mini, Centrifugal, or VRF SIGMA.
- Sound pressure from 29 dB(A).
- Up to 200 Pa available static pressure.
- Heating capacity up to 13 kW.

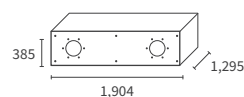
KPI active



KPI-502X4E




KPI-802X4E





KPI-1002X4E

Celluloid paper heat Exchanger with DX coil	Unit	KPI-502X4E	KPI-802X4E	KPI-1002X4E
Nominal cooling capacity (recovery)	kW	5,32 (of which is recovered: 1.81)	7,96 (of which is recovered: 2.94)	10,83 (of which is recovered: 3.73)
Nominal heating capacity (recovery)	kW	6,92 (of which is recovered: 2.12)	9,79 (of which is recovered: 3.49)	12,93 (of which is recovered: 4.43)
Exchange efficiency (H / M / L)	%	74 / 77 / 78	75 / 76 / 78	78 / 81 / 83
Sound pressure level (H / M / L)	dB(A)	32 / 30 / 29	34 / 33 / 32	36 / 33 / 31
Airflow rate (H / M / L)	m ³ /h	500 / 430 / 380	800 / 700 / 590	1000 / 820 / 740
Available static pressure (H / M / L)	Pa	90 / 82 / 60	110 / 80 / 57	170 / 105 / 80
Maximum external pressure (nominal)	Pa	200	110	170
Dimensions (H x W x L)	mm	330 x 1435 x 920	385 x 1513 x 1015	385 x 1904 x 1295
Weight	kg	62	69	100
Power supply	-	1~230V 50Hz		
Recommended fuse size	A	5		10

Controls and compatible accessories (see the tab VRF TWIN controls)

 **Wired remote control weekly timer**
PC-ARFP1E

 **Noise attenuator**
SLT-30-200-L600:
SLT-30-250-L600:
SLT-30-300-L600:
SLT-30-355-L600:
SLT-30-450-L600

 **High-efficiency filter**
HEF-252: HEF-1002
HEF-502: HEF-1502
HEF-802: HEF-2002