



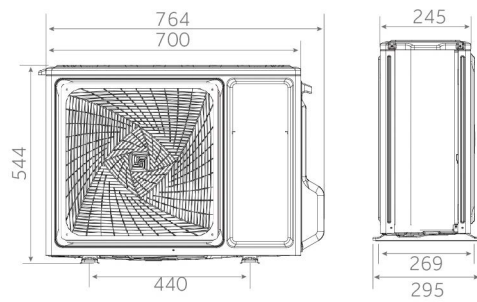
AS25 - AS35



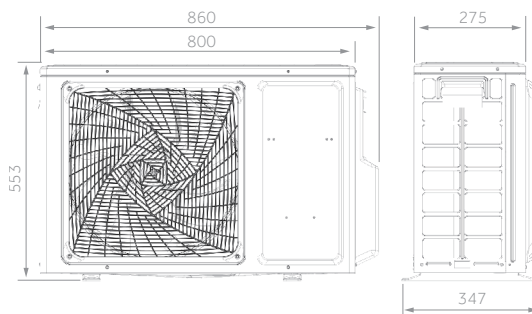
AS50 - AS68



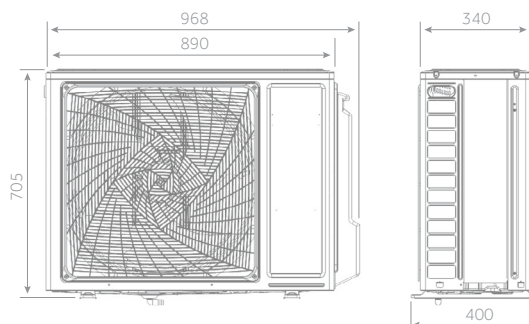
1U25 - 1U35



1U50



1U68



2,5 kW

3,5 kW



5,0 kW

6,8 kW

# PEARL

# Haier

MONOSPLIT



2,5 kW

3,5 kW

5,0 kW

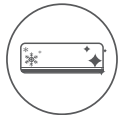
6,8 kW



Standard YR-HE



Coanda Plus



Self Clean



56°C Steri-Clean



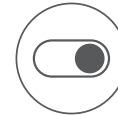
UVC Sterilisation



Wi-Fi control integrated



Easy Installation



On-Off Card



Silence

- Coanda Plus Airflow
- Self-Clean
- 56°C Steri-Clean
- UVC Sterilisation
- Wi-Fi control integrated
- Easy installation
- On - Off Card
- Low noise level



INDOOR UNIT	Model		AS25PBAHRA	AS35PBAHRA	AS50PDAHRA	AS68PDAHRA
OUTDOOR UNIT	Model		1U25YEGFRA-1	1U35YEGFRA-2	1U50MEGFRA	1U68WEGFRA
<b>Performance data</b>						
Output power - COOLING	nom (min-max)	kW	2,60 (0,80-3,00)	3,50 (0,80-3,60)	5,00 (1,30-5,80)	6,80 (2,20-8,50)
Output power - HEATING	nom (min-max)	kW	2,80 (0,80-3,20)	3,50 (0,80-4,20)	5,20 (1,40-6,00)	6,80 (2,40-9,50)
Absorbed power - COOLING	nom (min-max)	kW	0,804 (0,30-1,20)	1,206 (0,30-1,60)	1,547 (0,40-2,00)	2,105 (0,70-2,90)
Absorbed power - HEATING	nom (min-max)	kW	0,754 (0,30-1,40)	0,943 (0,30-1,60)	1,400 (0,52-2,50)	1,831 (0,60-2,90)
Energy class	EER	W/W	3,23	2,90	3,23	3,23
	COP	W/W	3,71	3,71	3,71	3,71
COOLING Pdesign	35 °C	kW	2,60	3,50	5,00	6,80
HEATING Pdesign	(-10 °C)	kW	2,40	2,80	4,60	5,60
Energy class	SEER		6,10 (A++)	6,10 (A++)	6,10 (A++)	6,80 (A++)
	SCOP		4,00 (A+)	4,00 (A+)	4,00 (A+)	4,00 (A+)
Annual Energy Consumption - COOLING		kWh/a	149	201	287	350
Annual Energy Consumption - HEATING		kWh/a	840	980	1610	1960
<b>Indoor Unit</b>						
Power supply		Ph/V/Hz	1/220-240/50	1/220-240/50	1/220-240/50	1/220-240/50
Treated air volume	H	m <sup>3</sup> /h	550	600	900	1100
Dehumidification		L/h	1,0	1,3	2,0	2,8
High sound power - COOLING		dB	54	56	57	62
High sound power - HEATING		dB	54	56	57	62
Sound pressure - COOLING		dB(A)	37/32/28/18	37/33/29/19	44/40/35/28	47/45/37/29
Sound pressure - HEATING		dB(A)	37/32/28/18	37/33/29/19	44/40/35/28	47/45/37/29
Net dimensions	WxDxH	mm	805x200x290	805x200x290	975x220x320	975x220x320
Packaging dimensions	WxDxH	mm	874x270x363	874x270x363	1050x301x397	1050x301x397
Net/gross weight		kg	8,3/10,5	8,3/10,5	11,6/14,4	11,6/14,4
<b>Outdoor Unit</b>						
Power supply		Ph/V/Hz	1/220-240/50	1/220-240/50	1/220-240/50	1/220-240/50
Power cable		N x mm <sup>2</sup>	3 x 1,0	3 x 1,5	3 x 2,5	3 x 2,5
Interconnection cable		N x mm <sup>2</sup>	4 x 1,0	4 x 1,0	4 x 1,0	4 x 1,0
Sound power		dB	62	63	65	68
Sound pressure	H	dB(A)	49	50	53	53
Running current cooling/heating	Max	A	6,2/6,2	7,1/7,1	11,3/11,3	13,0/13,0
Starting current cooling/heating	Max	A	1,5/1,5	1,5/1,5	2,0/2,0	2,0/2,0
Net dimensions	WxDxH	mm	700x245x544	700x245x544	800x275x553	890x340x705
Packaging dimensions	WxDxH	mm	819x320x585	819x320x585	902x375x607	1046x460x780
Net/gross weight		kg	22,8/25,3	23,5/26,0	32,7/36,5	44,0/48,0
Compressor type			Rotary inverter	Rotary inverter	Rotary inverter	Rotary inverter
<b>Installation data</b>						
Refrigerant			R32	R32	R32	R32
Liquid pipe	Ø	mm (inch)	6,35 (1/4)	6,35 (1/4)	6,35 (1/4)	6,35 (1/4)
Gas pipe	Ø	mm (inch)	9,52 (3/8)	9,52 (3/8)	12,70 (1/2)	12,70 (1/2)
Standard pipe length without refrigerant charge		m	5	5	7	7
Maximum pipe length		m	20	20	25	25
Maximum IU - OU elevation		m	10	10	15	15
Refrigerant charge in the factory		kg	0,52	0,53	0,90	1,10
Refrigerant charge in the factory		TCO <sub>2</sub> eq	0,35	0,36	0,61	0,74
Additional ref. charge over std length		g/m	20	20	20	20
Operating limits - COOLING (in/out)	min-max	°C	21-35°C/-10-43°C			
Operating limits - HEATING (in/out)	min-max	°C	10-27°C/-15-24°C			