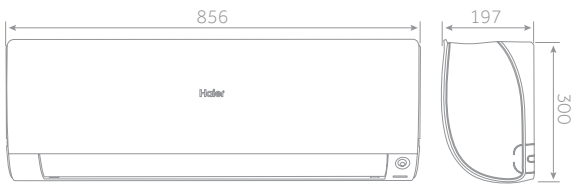


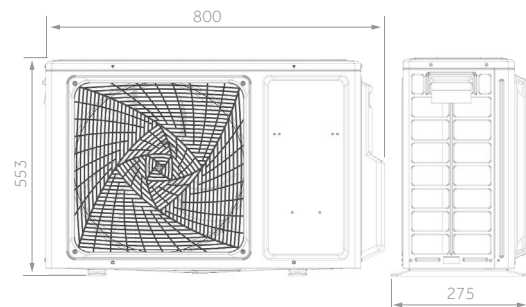
FLEXIS PLUS



AS25 - AS35



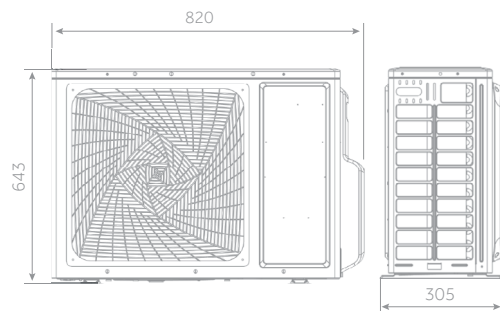
1U25 - 1U35



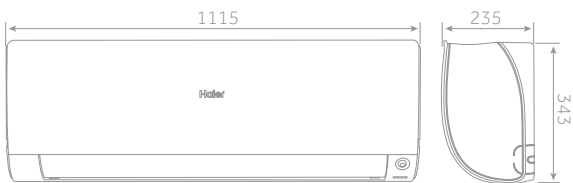
AS50



1U50



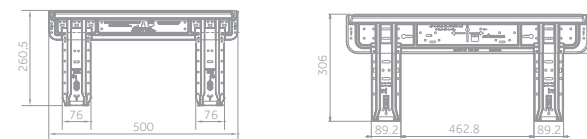
AS71



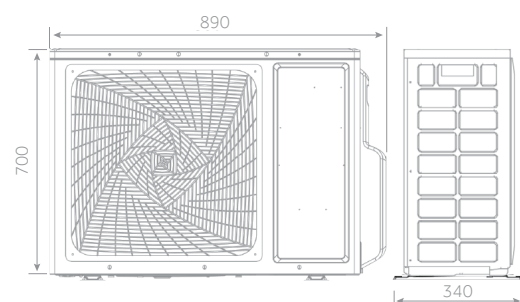
MOUNTING DIMENSIONS

AS25-AS35-AS42-AS50

AS71



1U71



2,5 kW - 3,5 kW

5,0 kW

7,1 kW

FLEXIS PLUS

Haier

2,5 kW

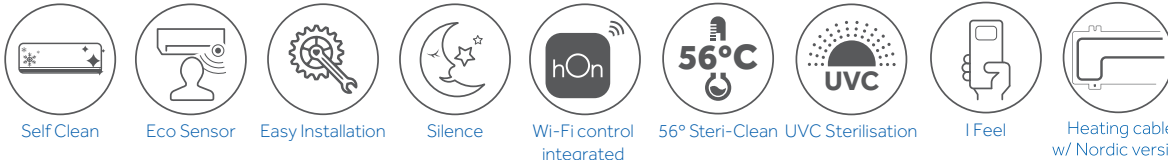
3,5 kW

5,0 kW

7,1 kW



Standard HQ-HJ



- Self-Clean
- Eco sensor
- Easy installation
- Low noise level
- Wi-Fi control integrated
- 56°C Steri-Clean
- 3D airflow: continuous movement of horizontal and vertical deflectors
- Heating cable w/Nordic version
- UVC Sterilisation



INDOOR UNIT BLACK	Model	AS25S2SF1FA-MB3	AS35S2SF1FA-MB3	AS50S2SF1FA-MB3	AS71S2SF1FA-MB3	
INDOOR UNIT WHITE	Model	AS25S2SF1FA-MW3	AS35S2SF1FA-MW3	AS50S2SF1FA-MW3	AS71S2SF1FA-MW3	
OUTDOOR UNIT STANDARD	Model	1U25S2SM1FA-2	1U35S2SM1FA-2	1U50S2SJ2FA-2	1U71S2SR2FA	
OUTDOOR UNIT NORDIC	Model	1U25MEHFRA-1	1U35MEHFRA-1	1U50KEFRA-1	-	
Performance data						
Output power - COOLING	nom (min-max)	kW	2,60 (0,80-3,20)	3,50 (1,00-4,00)	5,20 (1,40-6,00)	7,00 (2,20-7,50)
Output power - HEATING	nom (min-max)	kW	3,20 (0,80-4,20)	4,20 (1,00-5,20)	6,00 (1,40-6,90)	8,00 (2,40-8,50)
Absorbed power - COOLING	nom (min-max)	kW	0,650 (0,20-1,20)	0,870 (0,30-1,50)	1,413 (0,50-2,00)	2,167 (0,70-2,50)
Absorbed power - HEATING	nom (min-max)	kW	0,800 (0,30-1,50)	1,102 (0,50-1,60)	1,500 (0,52-2,35)	2,156 (0,70-2,90)
Energy class	EER	W/W	4,00	4,00	3,60	3,23
	COP	W/W	4,00	3,81	4,00	3,71
COOLING Pdesign	35 °C	kW	2,60	3,50	5,20	7,00
HEATING Pdesign	(-10 °C)	kW	2,40	2,80	4,60	5,60
Energy class	SEER		8,50 (A+++)	8,50 (A+++)	7,20 (A++)	7,10 (A++)
	SCOP		4,60 (A++)	4,60 (A++)	4,60 (A++)	4,00 (A+)
Annual Energy Consumption - COOLING		kWh/a	107	144	253	345
Annual Energy Consumption - HEATING		kWh/a	731	854	1400	1959
Indoor Unit						
Power supply		Ph/V/Hz	1/220-240/50	1/220-240/50	1/220-240/50	1/220-240/50
Treated air volume	H	m ³ /h	600	650	900	1100
Dehumidification		L/h	1,2	1,6	2,0	2,8
High sound power - COOLING		dB	53	55	57	60
High sound power - HEATING		dB	53	55	57	60
Sound pressure - COOLING		dB(A)	38/32/25/16	39/33/26/17	45/41/37/28	47/43/37/33
Sound pressure - HEATING		dB(A)	38/32/25/19	39/33/26/20	45/41/37/28	47/43/37/33
Net dimensions	WxDxH	mm	856x197x300	856x197x300	999x225x323	1115x235x343
Packaging dimensions	WxDxH	mm	952x283x389	952x283x389	1100x314x420	1202x319x432
Net/gross weight		kg	9,5/12,0	9,5/12,0	12,0/15,0	15,2/18,2
Outdoor Unit						
Power supply		Ph/V/Hz	1/220-240/50	1/220-240/50	1/220-240/50	1/220-240/50
Power cable		N x mm ²	3 x 1,5	3 x 1,5	3 x 2,5	3 x 2,5
Interconnection cable		N x mm ²	4 x 1,0	4 x 1,0	4 x 1,0	4 x 1,0
Sound power	H	dB	59	61	63	70
Sound pressure	H	dB(A)	47	48	50	57
Running current cooling/heating	Max	A	6,8/6,8	7,2/7,2	10,68/10,68	13,0/13,0
Starting current cooling/heating	Max	A	1,5/1,5	1,5/1,5	2,0/2,0	2,0/2,0
Net dimensions	WxDxH	mm	800x275x553	800x275x553	820x305x643	890x340x700
Packaging dimensions	WxDxH	mm	902x375x607	902x375x607	940x390x697	1046x460x780
Net/gross weight		kg	27,6/30,4	30,0/32,9	35,7/38,5	45,0/50,0
Compressor type			Rotary inverter	Rotary inverter	Twin rotary inverter	Twin rotary inverter
Installation data						
Refrigerant			R32	R32	R32	R32
Liquid pipe	∅	mm (inch)	6,35 (1/4)	6,35 (1/4)	6,35 (1/4)	9,52 (3/8)
Gas pipe	∅	mm (inch)	9,52 (3/8)	9,52 (3/8)	12,70 (1/2)	15,88 (5/8)
Standard pipe length without refrigerant charge		m	7	7	7	7
Maximum pipe length		m	20	20	25	50
Maximum IU - OU elevation		m	10	10	15	30
Refrigerant charge in the factory		kg	0,63	0,78	1,10	1,30
Refrigerant charge in the factory		TCO ₂ eq	0,43	0,53	0,74	0,88
Additional ref. charge over std length		g/m	20	20	20	45
Operating limits - COOLING (in/out)	min-max	°C	21~35°C/-20~43°C			
Operating limits - HEATING (in/out)	min-max	°C	10~27°C/-20~24°C			

The data in this catalogue is purely indicative as the data may vary. Please be advised to check the accuracy of the data with the supplier before purchasing products.