

Commercial R32 ROUND FLOW CASSETTE

Haier

7,1 kW

10,5 kW

12,5 kW

OPTIONAL CONTROL



Silence



8way Independent



Wi-Fi Optional



Fresh Air



- Low noise level
- Wi-Fi control (OPTIONAL)
- 'Fresh air' knockout is incorporated in the chassis to allow fresh air introduction of up to 20% of nominal unit air flow without compromising the cooling capacity. More than 20% of the air conditioner's thermal cooling capacity is penalise.
- Sensor (OPTIONAL) detects real-time air conditions and movement of people

Indoor Unit	Model		AB71S2SG1FA	ABH105H1ERG	ABH105H1ERG	ABH125K1ERG	ABH125K1ERG
Outdoor Unit	Model		1U71S2SR2FA	1U105S2SS2FA	1U105S2SS1FB	1U125S2SN2FA	1U125S2SN2FB
Performance data							
Output power - COOLING	nom (min-max)	kW	7,10 (2,00-7,30)	9,20 (2,50-10,00)	9,20 (2,50-10,00)	12,30 (3,00-13,00)	12,40 (3,00-13,00)
Output power - HEATING	nom (min-max)	kW	8,00 (2,50-8,00)	10,10 (3,00-10,50)	10,50 (3,00-11,00)	12,70 (3,50-13,50)	12,80 (3,50-13,50)
Absorbed power - COOLING	nom (min-max)	kW	2,20 (0,50-2,60)	3,12 (0,50-4,00)	3,25 (0,50-4,00)	4,84 (1,00-6,00)	4,81 (1,00-6,00)
Absorbed power - HEATING	nom (min-max)	kW	1,91 (0,50-2,60)	2,91 (0,50-4,00)	3,10 (0,50-4,00)	4,44 (1,00-6,00)	4,41 (1,00-6,00)
Energy class	EER	W/W	3,23	3,00	3,00	2,54	2,58
	COP	W/W	3,72	3,50	3,50	2,86	2,93
COOLING Pdesign	35 °C	kW	7,10	9,20	9,20	12,30	12,40
HEATING Pdesign	(-10 °C)	kW	5,00	7,00	6,00	8,30	8,30
Energy class	SEER		6,10 (A++)	5,90 (A+)	5,90 (A+)	5,68 (A+)	5,71 (A+)
	SCOP		3,80 (A)	3,80 (A)	3,91 (A)	3,93 (A)	3,96 (A)
Annual Energy Consumption - COOLING		kWh/a	406	555	555	740	736
Annual Energy Consumption - HEATING		kWh/a	1831	2780	2136	3032	3003
Indoor Unit							
Power supply		Ph/V/Hz	1/220-240/50/60	1/220-240/50/60	1/220-240/50/60	1/220-240/50/60	1/220-240/50/60
Treated air volume	(H/M/L/Q)	m3/h	1260/1070/820/680	1680/1530/1320/1190	1680/1530/1320/1190	1950/1600/1440/1200	1950/1600/1440/1200
High sound power		dB	55	62	63	64	64
Sound pressure		dB(A)	42/40/38/35	45/42/38/34	45/42/38/34	47/44/38/34	47/44/38/34
Net dimensions	WxDxH	mm	840x840x204	840x840x246	840x840x246	840x840x288	840x840x288
Packaging dimensions	WxDxH	mm	990x990x310	990x990x330	990x990x330	990x990x380	990x990x380
Net/gross weight		kg	27,0/32,0	31,0/36,0	31,0/36,0	32,0/38,0	32,0/38,0
Panel	Model		PB-950KB	PB-950KB	PB-950KB	PB-950KB	PB-950KB
Panel Net dimensions			950x950x50	950x950x50	950x950x50	950x950x50	950x950x50
Panel Packaging dimensions			1013x1025x123	1013x1025x123	1013x1025x123	1013x1025x123	1013x1025x123
Panel Net/gross weight			6,5/9,5	6,5/9,5	6,5/9,5	6,5/9,5	6,5/9,5
Outdoor Unit							
Power supply		Ph/V/Hz	1/220-240/50/60	1/220-240/50/60	3/380-415/50/60	1/220-240/50/60	3/380-415/50/60
Power cable		N x mm2	3 x 4,0	3 x 4,0	5 x 4,0	3 x 6,0	5 x 4,0
Interconnection cable		N x mm2	4 x 2,5	4 x 2,5	4 x 2,5	4 x 2,5	4 x 2,5
Sound power	H	dB	67	66	68	72	72
Sound pressure	H	dB(A)	54	53	54	58	58
Running current cooling/heating	Max	A	13,1	16,5	6,8	26,0	10,0
Starting current cooling/heating	Max	A	2,0	3,0	1,0	4,0	2,0
Net dimensions	WxDxH	mm	890x353x697	920*372*760	920*372*760	950x370x965	950x370x965
Packaging dimensions	WxDxH	mm	1046x460x780	1036*478*820	1085x485x830	1050x485x1130	1050x485x1130
Net/gross weight		kg	45,0/50,0	60,0/65,0	61,0/66,0	84,0/89,0	85,0/90,0
Compressor type			Twin rotary inverter	Twin rotary inverter	Twin rotary inverter	Twin rotary inverter	Twin rotary inverter
Installation data							
Refrigerant			R32	R32	R32	R32	R32
Liquid pipe	Ø	mm (inch)	9,52 (3/8)	9,52 (3/8)	9,52 (3/8)	9,52 (3/8)	9,52 (3/8)
Gas pipe	Ø	mm (inch)	15,88 (5/8)	15,88 (5/8)	15,88 (5/8)	15,88 (5/8)	15,88 (5/8)
Standard pipe length without refrigerant charge		m	10	30	30	30	30
Maximum pipe length		m	50	50	50	50	50
Maximum IU - OU elevation		m	30	30	30	30	30
Refrigerant charge in the factory		kg	1,30	1,70	1,70	2,30	2,30
Refrigerant charge in the factory		TCO2eq	0,88	1,15	1,15	1,55	1,55
Additional ref. charge over std length		g/m	45	45	45	45	45
Outdoor operating limits - COOLING	min-max	°C			-10-46		
Outdoor operating limits - HEATING	min-max	°C			-15-24		

Commercial R32 CEILING FLOOR

Haier

10,5 kW

12,5 kW

OPTIONAL CONTROL

COMMERCIAL R32



Silence



Flow +



5 Speed Fan



Fresh Air



On-Off Card

≥AC71) CEILING		≥AC71) FLOOR	
m (kg)	Sup. (m ²)	m (kg)	Sup. (m ²)
1,23	0,95	1,23	12,90
1,40	1,25	1,40	16,80
1,60	1,63	1,60	22,00
1,80	2,07	1,80	27,80
2,00	2,55	2,00	34,30
2,20	3,09	2,20	41,50
2,40	3,68	2,40	49,40
2,60	4,31	2,60	58,00
2,80	5,00	2,80	67,30
3,00	5,74	3,00	77,20

- Low noise level
- Flow +: Internal deflectors are divided into two groups with independent motors (independent right-left airflow)
- 5 fan speed: turbo, high, medium, low, super low (only with YR-HQS01 or wired controller)
- 'Fresh air' knockout is incorporated in the chassis to allow fresh air introduction of up to 20% of nominal unit air flow without compromising the cooling capacity. More than 20% of the air conditioner's thermal cooling capacity is penalise.

Indoor Unit	Model	AC105S2SH1FA	AC105S2SH1FA	AC125S2SK1FA	AC125S2SK1FA
Outdoor Unit	Model	1U105S2SS2FA	1U105S2SS1FB	1U125S2SN2FA	1U125S2SN2FB
Performance data					
Output power - COOLING	nom (min-max) kW	9,50 (2,50-10,00)	9,50 (2,50-10,00)	12,30 (3,00-13,00)	12,40 (3,00-13,00)
Output power - HEATING	nom (min-max) kW	10,20 (3,00-10,50)	10,50 (3,00-11,00)	12,70 (3,50-13,50)	12,80 (3,50-13,50)
Absorbed power - COOLING	nom (min-max) kW	3,13 (0,50-4,00)	3,25 (0,50-4,00)	4,54 (1,00-6,00)	4,53 (1,00-6,00)
Absorbed power - HEATING	nom (min-max) kW	3,07 (0,50-4,00)	3,10 (0,50-4,00)	3,96 (1,00-6,00)	3,93 (1,00-6,00)
Energy class	EER	W/W	3,04	2,90	2,71
	COP	W/W	3,32	3,50	3,21
COOLING Pdesign	35 °C	kW	9,50	9,50	12,30
HEATING Pdesign	(-10 °C)	kW	7,00	6,00	8
Energy class	SEER		6,11 (A++)	6,11 (A++)	5,86 (A+)
	SCOP		3,80 (A)	3,91 (A)	3,97 (A)
Annual Energy Consumption - COOLING	kWh/a	549	557	738	742
Annual Energy Consumption - HEATING	kWh/a	2750	2228	2995	2976
Indoor Unit					
Power supply		Ph/V/Hz	1/220-240/50/60	1/220-240/50/60	1/220-240/50/60
Treated air volume	(H/M/L/Q)	m ³ /h	1600/1400/1280/1160	1600/1400/1280/1160	2050/1900/1600/1400
High sound power		dB	61	63	64
Sound pressure		dB(A)	47/43/41/37	47/43/41/37	46/43/41/38
Net dimensions	WxDxH	mm	1325x230x680	1325x230x680	1650x230x680
Packaging dimensions	WxDxH	mm	1425x305x779	1425x305x779	1750x305x779
Net/gross weight		kg	33,5/41,9	33,5/41,9	43,0/51,0
Outdoor Unit					
Power supply		Ph/V/Hz	1/220-240/50/60	3/380-415/50/60	1/220-240/50/60
Power cable		N x mm ²	3 x 4,0	5 x 4,0	3 x 6,0
Interconnection cable		N x mm ²	4 x 2,5	4 x 2,5	4 x 2,5
Sound power	H	dB	66	68	72
Sound pressure	H	dB(A)	53	54	58
Running current cooling/heating	Max	A	16,5	6,8	26,0
Starting current cooling/heating	Max	A	3,0	1,0	4,0
Net dimensions	WxDxH	mm	920*372*760	920*372*760	950x370x965
Packaging dimensions	WxDxH	mm	1036*478*820	1085x485x830	1050x485x1130
Net/gross weight		kg	60,0/65,0	61,0/66,0	84,0/89,0
Compressor type			Twin rotary inverter	Twin rotary inverter	Twin rotary inverter
Installation data					
Refrigerant			R32	R32	R32
Liquid pipe	Ø	mm (inch)	9,52 (3/8)	9,52 (3/8)	9,52 (3/8)
Gas pipe	Ø	mm (inch)	15,88 (5/8)	15,88 (5/8)	15,88 (5/8)
Standard pipe length without refrigerant charge		m	30	30	30
Maximum pipe length		m	50	50	50
Maximum IU - OU elevation		m	30	30	30
Refrigerant charge in the factory		kg	1,70	1,70	2,30
Refrigerant charge in the factory		TCO ₂ eq	1,15	1,15	1,55
Additional ref. charge over std length		g/m	45	45	45
Outdoor operating limits - COOLING	min-max	°C			-10-46
Outdoor operating limits - HEATING	min-max	°C			-15-24

Commercial R32 DUCTED MEDIUM PRESSURE

NEW


Haier

3,5 kW

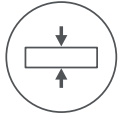
5,0 kW

7,1 kW

OPTIONAL CONTROL



Silence



Compact Design



Fresh Air



Condensate
Drain Pump



Flexible
Installation

NEW



UVC Sterilisation

NEW



Wi-Fi control
integrated



AD71S2SM3FA

- Low noise level
- Compact design
- 'Fresh air' knockout is incorporated in the chassis to allow fresh air introduction of up to 20% of nominal unit air flow without compromising the cooling capacity. More than 20% of the air conditioner's thermal cooling capacity is penalise.
- Condensate drain pump
- Wi-Fi control integrated
- UVC Sterilisation

Indoor Unit	Model		AD35S2SM3FA(H)	AD50S2SM3FA(H)	AD71S2SM3FA(H)	AD105S2SM3FA(H)	AD105S2SM3FA(H)
Outdoor Unit	Model		1U35S2SM1FA-2	1U50S2S2FA	1U71S2SR2FA	1U105S2SS2FA	1U105S2SS1FB
Performance data							
Output power - COOLING	nom (min-max)	kW	3,50 (0,90-4,50)	5,00 (1,80-6,00)	7,10 (2,00-8,20)	9,50 (2,50-10,00)	9,50 (2,50-10,00)
Output power - HEATING	nom (min-max)	kW	4,00 (1,00-4,80)	6,00 (2,00-6,20)	7,50 (2,50-8,50)	10,20 (3,00-10,50)	10,50 (3,00-11,00)
Absorbed power - COOLING	nom (min-max)	kW	1,08 (0,28-1,80)	1,55 (0,55-2,00)	2,20 (0,50-3,00)	3,16 (0,50-4,00)	3,27 (0,50-4,00)
Absorbed power - HEATING	nom (min-max)	kW	1,08 (0,28-1,80)	1,48 (0,60-2,00)	2,02 (0,60-3,00)	2,91 (0,50-4,00)	3,00 (0,50-4,00)
Energy class	EER	W/W	3,23	3,23	3,23	3,01	2,90
	COP	W/W	3,71	3,71	3,71	3,50	3,50
COOLING Pdesign	35 °C	kW	3,50	5,00	7,10	9,50	9,50
HEATING Pdesign	(-10 °C)	kW	2,70	4,50	5,00	7,20	6,00
Energy class	SEER		6,10 (A++)	6,10 (A++)	6,10 (A++)	6,10 (A++)	6,00 (A+)
	SCOP		3,80 (A)	3,80 (A)	3,80 (A)	3,80 (A)	3,91 (A)
Annual Energy Consumption - COOLING		kWh/a	215	291	406	544	569
Annual Energy Consumption - HEATING		kWh/a	1020	1782	1827	2792	2094
Indoor Unit							
Power supply		Ph/V/Hz	1/220-240/50/60	1/220-240/50/60	1/220-240/50/60	1/220-240/50/60	1/220-240/50/60
Treated air volume	(H/M/L/Q)	m ³ /h	840/720/600/450	1020/900/780/550	1440/1260/1100/900	1600/1480/1360/1240	1600/1480/1360/1240
External static pressure		Pa	25(default)/37/50/70/90/100/110/120/130/150				
High sound power		dB	55	56	58	61	64
Sound pressure		dB(A)	41/35/28/26	43/37/30/28	44/41/39/36	47/44/40/37	47/44/40/37
Net dimensions	WxDxH	mm	700x700x248	1100x700x248	1100x700x248	1500x700x248	1500x700x248
Packaging dimensions	WxDxH	mm	914x866x318	1316x866x318	1316x866x318	1711x870x325	1711x870x325
Net/gross weight		kg	26,0/30,0	31,0/35,0	31,0/35,0	46,0/55,0	46,0/55,0
Outdoor Unit							
Power supply		Ph/V/Hz	1/220-240/50	1/220-240/50	1/220-240/50/60	1/220-240/50/60	3/380-415/50/60
Power cable		N x mm ²	3 x 1,5	3 x 1,5	3 x 4,0	3 x 4,0	3 x 4,0
Interconnection cable		N x mm ²	4 x 1,0	4 x 1,0	4 x 2,5	4 x 2,5	4 x 2,5
Sound power	H	dB	61	63	67	66	68
Sound pressure	H	dB(A)	48	51	54	53	54
Running current cooling/heating	Max	A	8,0	9,5	13,1	16,5	16,5
Starting current cooling/heating	Max	A	2,0	2,0	2,0	3,0	3,0
Net dimensions	WxDxH	mm	800x275x553	820x338x614	890x353x697	920*372*760	920*372*760
Packaging dimensions	WxDxH	mm	908x405x625	993x413x685	1046x460x780	1036*478*820	1085x485x830
Net/gross weight		kg	30,0/32,9	37,8/41,5	45,0/50,0	60,0/65,0	61,0/66,0
Compressor type			Rotary inverter	Twin rotary inverter	Twin rotary inverter	Twin rotary inverter	Twin rotary inverter
Installation data							
Refrigerant			R32	R32	R32	R32	R32
Liquid pipe	Ø	mm (inch)	6,35 (1/4)	6,35 (1/4)	9,52 (3/8)	9,52 (3/8)	9,52 (3/8)
Gas pipe	Ø	mm (inch)	9,52 (3/8)	12,70 (1/2)	15,88 (5/8)	15,88 (5/8)	15,88 (5/8)
Standard pipe length without refrigerant charge		m	7	7	10	30	30
Maximum pipe length		m	15	25	50	50	50
Maximum IU - OU elevation		m	10	15	30	30	30
Refrigerant charge in the factory		kg	0,78	0,95	1,30	1,70	1,70
Refrigerant charge in the factory		TCO2eq	0,53	0,64	0,88	1,15	1,15
Additional ref. charge over std length		g/m	20	20	45	45	45
Outdoor operating limits - COOLING	min-max	°C	-10-46				
Outdoor operating limits - HEATING	min-max	°C	-15-24				

Commercial R32 DUCTED MEDIUM PRESSURE

Haier


3,5 kW

5,0 kW

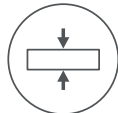
7,1 kW

OPTIONAL CONTROL

COMMERCIAL R32



Silence



Compact Design



Fresh Air



Condensate
Drain Pump



Flexible
Installation



Wi-Fi Optional



AD71S2SM3FA

- Low noise level
- Compact design
- 'Fresh air' knockout is incorporated in the chassis to allow fresh air introduction of up to 20% of nominal unit air flow without compromising the cooling capacity. More than 20% of the air conditioner's thermal cooling capacity is penalise.
- Condensate drain pump

Indoor Unit	Model		AD105S2SM3FA	AD105S2SM3FA	AD125S2SM3FA	AD125S2SM3FA
Outdoor Unit	Model		1U105S2SS2FA	1U105S2SS1FB	1U125S2SN2FA	1U125S2SN2FB
Performance data						
Output power - COOLING	nom (min-max)	kW	9,50 (2,50-10,00)	9,50 (2,50-10,00)	12,30 (3,00-13,00)	12,40 (3,00-13,00)
Output power - HEATING	nom (min-max)	kW	10,20 (3,00-10,50)	10,50 (3,00-11,00)	12,70 (3,50-13,50)	12,80 (3,50-13,50)
Absorbed power - COOLING	nom (min-max)	kW	3,16 (0,50-4,00)	3,27 (0,50-4,00)	4,60 (1,00-6,00)	4,51 (1,00-6,00)
Absorbed power - HEATING	nom (min-max)	kW	2,91 (0,50-4,00)	3,00 (0,50-4,00)	3,93 (1,00-6,00)	3,87 (1,00-6,00)
Energy class	EER	W/W	3,01	2,90	2,67	2,75
	COP	W/W	3,50	3,50	3,23	3,31
COOLING Pdesign	35 °C	kW	9,50	9,50	12,30	12,40
HEATING Pdesign	(-10 °C)	kW	7,20	6,00	8,00	8,00
Energy class	SEER		6,10 (A++)	6,00 (A+)	5,72 (A+)	5,85 (A+)
	SCOP		3,80 (A)	3,91 (A)	3,93 (A)	3,96 (A)
Annual Energy Consumption - COOLING		kWh/a	544	569	735	718
Annual Energy Consumption - HEATING		kWh/a	2792	2094	3032	3003
Indoor Unit						
Power supply		Ph/V/Hz	1/220-240/50/60	1/220-240/50/60	1/220-240/50/60	1/220-240/50/60
Treated air volume	(H/M/L/Q)	m ³ /h	1600/1480/1360/1240	1600/1480/1360/1240	2250/1960/1680/1500	2250/1960/1680/1500
External static pressure		Pa	25/37(default)/50/70/90/100/110/120/130/150			
High sound power		dB	61	64	65	65
Sound pressure		dB(A)	47/44/40/37	47/44/40/37	48/45/42/39	48/45/42/39
Net dimensions	WxDxH	mm	1500x700x248	1500x700x248	1500x700x248	1500x700x248
Packaging dimensions	WxDxH	mm	1711x870x325	1711x870x325	1711x870x325	1711x870x325
Net/gross weight		kg	46,0/55,0	46,0/55,0	52,0/62,0	52,0/62,0
Outdoor Unit						
Power supply		Ph/V/Hz	1/220-240/50/60	3/380-415/50/60	1/220-240/50/60	3/380-415/50/60
Power cable		N x mm ²	3 x 4,0	5 x 4,0	3 x 6,0	5 x 4,0
Interconnection cable		N x mm ²	4 x 2,5	4 x 2,5	4 x 2,5	4 x 2,5
Sound power	H	dB	66	68	72	72
Sound pressure	H	dB(A)	53	54	58	58
Running current cooling/heating	Max	A	16,5	6,8	26,0	10,0
Starting current cooling/heating	Max	A	3,0	1,0	4,0	2,0
Net dimensions	WxDxH	mm	920*372*760	920*372*760	950x370x965	950x370x965
Packaging dimensions	WxDxH	mm	1036*478*820	1085x485x830	1050x485x1130	1050x485x1130
Net/gross weight		kg	60,0/65,0	61,0/66,0	84,0/89,0	85,0/90,0
Compressor type			Twin rotary inverter	Twin rotary inverter	Twin rotary inverter	Twin rotary inverter
Installation data						
Refrigerant			R32	R32	R32	R32
Liquid pipe	Ø	mm (inch)	9,52 (3/8)	9,52 (3/8)	9,52 (3/8)	9,52 (3/8)
Gas pipe	Ø	mm (inch)	15,88 (5/8)	15,88 (5/8)	15,88 (5/8)	15,88 (5/8)
Standard pipe length without refrigerant charge		m	30	30	30	30
Maximum pipe length		m	50	50	50	50
Maximum IU - OU elevation		m	30	30	30	30
Refrigerant charge in the factory		kg	1,70	1,70	2,30	2,30
Refrigerant charge in the factory		TCO _{2eq}	1,15	1,15	1,55	1,55
Additional ref. charge over std length		g/m	45	45	45	45
Outdoor operating limits - COOLING	min-max	°C	-10-46			
Outdoor operating limits - HEATING	min-max	°C	-15-24			

Commercial R32 DUCTED MEDIUM PRESSURE


Haier

10,5 kW

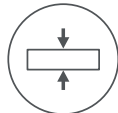
12,5 kW

OPTIONAL CONTROL

COMMERCIAL R32



Silence



Compact Design



Fresh Air



Condensate
Drain Pump



Flexible
Installation



Wi-Fi Optional



- Low noise level
- Compact design
- 'Fresh air' knockout is incorporated in the chassis to allow fresh air introduction of up to 20% of nominal unit air flow without compromising the cooling capacity. More than 20% of the air conditioner's thermal cooling capacity is penalise.
- Condensate drain pump

Indoor Unit	Model		AD105S2SM3FA	AD105S2SM3FA	AD125S2SM3FA	AD125S2SM3FA
Outdoor Unit	Model		1U105S2SS2FA	1U105S2SS1FB	1U125S2SN2FA	1U125S2SN2FB
Performance data						
Output power - COOLING	nom (min-max)	kW	9,50 (2,50-10,00)	9,50 (2,50-10,00)	12,30 (3,00-13,00)	12,40 (3,00-13,00)
Output power - HEATING	nom (min-max)	kW	10,20 (3,00-10,50)	10,50 (3,00-11,00)	12,70 (3,50-13,50)	12,80 (3,50-13,50)
Absorbed power - COOLING	nom (min-max)	kW	3,16 (0,50-4,00)	3,27 (0,50-4,00)	4,60 (1,00-6,00)	4,51 (1,00-6,00)
Absorbed power - HEATING	nom (min-max)	kW	2,91 (0,50-4,00)	3,00 (0,50-4,00)	3,93 (1,00-6,00)	3,87 (1,00-6,00)
Energy class	EER	W/W	3,01	2,90	2,67	2,75
	COP	W/W	3,50	3,50	3,23	3,31
COOLING Pdesign	35 °C	kW	9,50	9,50	12,30	12,40
HEATING Pdesign	(-10 °C)	kW	7,20	6,00	8,00	8,00
Energy class	SEER		6,10 (A++)	6,00 (A+)	5,72 (A+)	5,85 (A+)
	SCOP		3,80 (A)	3,91 (A)	3,93 (A)	3,96 (A)
Annual Energy Consumption - COOLING		kWh/a	544	569	735	718
Annual Energy Consumption - HEATING		kWh/a	2792	2094	3032	3003
Indoor Unit						
Power supply		Ph/V/Hz	1/220-240/50/60	1/220-240/50/60	1/220-240/50/60	1/220-240/50/60
Treated air volume	(H/M/L/Q)	m ³ /h	1600/1480/1360/1240	1600/1480/1360/1240	2250/1960/1680/1500	2250/1960/1680/1500
External static pressure		Pa	25/37(default)/50/70/90/100/110/120/130/150			
High sound power		dB	61	64	65	65
Sound pressure		dB(A)	47/44/40/37	47/44/40/37	48/45/42/39	48/45/42/39
Net dimensions	WxDxH	mm	1500x700x248	1500x700x248	1500x700x248	1500x700x248
Packaging dimensions	WxDxH	mm	1711x870x325	1711x870x325	1711x870x325	1711x870x325
Net/gross weight		kg	46,0/55,0	46,0/55,0	52,0/62,0	52,0/62,0
Outdoor Unit						
Power supply		Ph/V/Hz	1/220-240/50/60	3/380-415/50/60	1/220-240/50/60	3/380-415/50/60
Power cable		N x mm ²	3 x 4,0	5 x 4,0	3 x 6,0	5 x 4,0
Interconnection cable		N x mm ²	4 x 2,5	4 x 2,5	4 x 2,5	4 x 2,5
Sound power	H	dB	66	68	72	72
Sound pressure	H	dB(A)	53	54	58	58
Running current cooling/heating	Max	A	16,5	6,8	26,0	10,0
Starting current cooling/heating	Max	A	3,0	1,0	4,0	2,0
Net dimensions	WxDxH	mm	920*372*760	920*372*760	950x370x965	950x370x965
Packaging dimensions	WxDxH	mm	1036*478*820	1085x485x830	1050x485x1130	1050x485x1130
Net/gross weight		kg	60,0/65,0	61,0/66,0	84,0/89,0	85,0/90,0
Compressor type			Twin rotary inverter	Twin rotary inverter	Twin rotary inverter	Twin rotary inverter
Installation data						
Refrigerant			R32	R32	R32	R32
Liquid pipe	Ø	mm (inch)	9,52 (3/8)	9,52 (3/8)	9,52 (3/8)	9,52 (3/8)
Gas pipe	Ø	mm (inch)	15,88 (5/8)	15,88 (5/8)	15,88 (5/8)	15,88 (5/8)
Standard pipe length without refrigerant charge		m	30	30	30	30
Maximum pipe length		m	50	50	50	50
Maximum IU - OU elevation		m	30	30	30	30
Refrigerant charge in the factory		kg	1,70	1,70	2,30	2,30
Refrigerant charge in the factory		TCO ₂ eq	1,15	1,15	1,55	1,55
Additional ref. charge over std length		g/m	45	45	45	45
Outdoor operating limits - COOLING	min-max	°C	-10-46			
Outdoor operating limits - HEATING	min-max	°C	-15-24			