



BOURDON
The Original by Baumer



Main Features

- For corrosive gasses and liquids
- Class 1.6 according to EN 837-1
- Wetted parts Stainless steel (MEX) or Monel (MEM)
- Lloyd's Register approval
- Option : liquid-filled for applications with pulsations or vibrations
- Option : case material 1.4404 (316L) for aggressive atmosphere

Applications

- Food & Beverage
- Laboratory & Medical
- Oil & Gas / Chemical
- Water & Waste water
- Energy
- Transportation & Logistics
- Machinery

Technical Data

Nominal size	MEX2 : 50 mm MEX3/MEM3 : 63 mm	Bezel ring	Stainless steel 1.4301 (AISI 304) Option : stainless steel 1.4404 (AISI 316L)
Measurement range	MEX2/MEX3 : -1 ... 0 to 0 ... 1000 bar MEM3 : -1 ... 0.6 to 0 ... 400 bar	Movement	Stainless steel
Pressure limitation	Steady : 75% of full scale value Fluctuating : 65% of full scale value Short time : 100% of full scale value	Window	Instrument glass
Accuracy	Class 1.6 (according EN837-1)	Window gasket	Elastomer
Protection rating	IP 65 (EN 60529)	Dial	Aluminium, white
Process Connection	MEX : Stainless steel 1.4404 (AISI 316L) MEM : Monel 400	Pointer	Plastic, black
Bourdon tube	MEX : Stainless steel 1.4404 (AISI 316L) MEM : Monel 400	Temperature	Ambient : -20 ... +70°C Medium : -40 ... +200°C (not filled) For liquid filled version see ordering details. The case temperature must not exceed +70°C Storage : -40 ... +70°C
Case	Stainless steel 1.4301 (AISI 304) Option : stainless steel 1.4404 (AISI 316L)	Thermal drift	± 0.4% F.S. / 10 K (reference : 20°C)
		Safety	S1 according EN837-1 (with window polycarbonate or laminated safety glass)

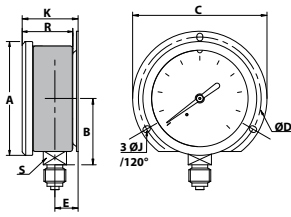
Options

ATEX II2GDc-IM2c (Including window laminated safety glass)	Code 0078
Adjustable friction pointer	Code 0679
Window laminated safety glass	Code 0751
Window polycarbonate	Code 0753
Restrictor screw Ø 0.3	Code 0769
Lloyd's Register approval	Code 0827
Accuracy class 1 (1.6 bar < P < 1000 bar)	Code 0841

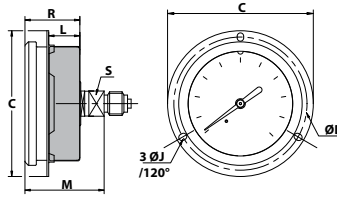
To be ordered separately

Material certificate 3.1 EN10204	Code Q1229
Calibration certificate EN837-1 (5 points raising and 5 points falling)	Code Q1070

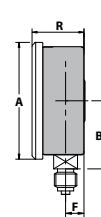
Dimensions - Types of mounting



A (11)*

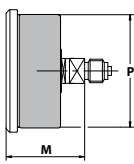


B (32)*

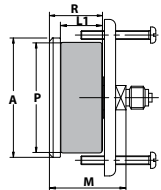


D (10)*

Weight (kg)	Unfilled	Filled
NS 50	0.100	0.150
NS 63	0.130	0.180



F (30)*



G (23)*

Panel cut-outs for types B and G

NS 50 = Ø 53.5 mm / NS 63 = Ø 65.5 mm

*Type of mounting according to EN837-1 in brackets

mm	A	B	C	D	E	F	J	K	L	L1	M	P	R	S
NS 50	55.6	34	68	60	14	11	3.6	34	17.3	23.5	44	51	30.5	14
NS 63	68.8	40.4	81	75	14	10.8	3.6	34	17.3	23.5	44	63	30.2	14

Pressure ranges

Code	Bar
B59	-1 ... 0
B72	-1 ... 0.6
B74	-1 ... 1.5
B76	-1 ... 3
B77	-1 ... 5
B79	-1 ... 9
B81	-1 ... 15
B82	-1 ... 24
B15	0 ... 1
B16	0 ... 1.6
B18	0 ... 2.5
B19	0 ... 4
B20	0 ... 6
B22	0 ... 10
B24	0 ... 16
B26	0 ... 25
B27	0 ... 40
B29	0 ... 60
B31	0 ... 100
B33	0 ... 160
B35	0 ... 250
B38	0 ... 400
B39	0 ... 600
B41	0 ... 1 000

Code	kPa
D59	-100 ... 0
D72	-100 ... 60
D74	-100 ... 150
D76	-100 ... 300
D77	-100 ... 500
D79	-100 ... 900
D81	-100 ... 1 500
D82	-100 ... 2 400
D15	0 ... 100
D16	0 ... 160
D18	0 ... 250
D19	0 ... 400
D20	0 ... 600
D22	0 ... 1 000
D24	0 ... 1 600
D26	0 ... 2 500
D27	0 ... 4 000
D29	0 ... 6 000
D31	0 ... 10 000
D33	0 ... 16 000
D35	0 ... 25 000
D38	0 ... 40 000
D39	0 ... 60 000

Code	kg/cm ²
F59	-1 ... 0
F72	-1 ... 0.6
F74	-1 ... 1.5
F76	-1 ... 3
F77	-1 ... 5
F79	-1 ... 9
F81	-1 ... 15
F82	-1 ... 24
F15	0 ... 1
F16	0 ... 1.6
F18	0 ... 2.5
F19	0 ... 4
F20	0 ... 6
F22	0 ... 10
F24	0 ... 16
F26	0 ... 25
F27	0 ... 40
F29	0 ... 60
F31	0 ... 100
F33	0 ... 160
F35	0 ... 250
F38	0 ... 400
F39	0 ... 600
F41	0 ... 1 000

Code	psi
H59	-30" Hg ... 0
H73	-30" Hg ... 15
H75	-30" Hg ... 30
H2C	-30" Hg ... 60
H78	-30" Hg ... 100
H79	-30" Hg ... 150
H81	-30" Hg ... 220
H82	-30" Hg ... 300
H15	0 ... 15
H1C	0 ... 20
H17	0 ... 30
H19	0 ... 60
H21	0 ... 100
H22	0 ... 160
H23	0 ... 200
H25	0 ... 300
H26	0 ... 400
H27	0 ... 600
H30	0 ... 1 000
H31	0 ... 1 500
H34	0 ... 3 000
H38	0 ... 6 000
H40	0 ... 10 000
H41	0 ... 15 000

Ordering details - MEX2 - MEX3 - MEM3

		-		.	xxx	/
Model						
All stainless steel pressure gauge	MEX					
Pressure gauge with monel Bourdon tube ⁽¹⁾	MEM					
Nominal size						
50 mm ⁽²⁾			2			
63 mm			3			
Type of mounting						
Stainless steel case and bezel ring 1.4301 (AISI 304)						
Bottom connection, 3 back lugs fixing					A	
Back connection, front flange, 3 mounting holes					B	
Bottom connection					D	
Back connection					F	
Back connection with clamp					G	
Stainless steel case and bezel ring 1.4404 (AISI 316L)						
Bottom connection, 3 back lugs fixing					1	
Back connection, front flange, 3 mounting holes					2	
Bottom connection					4	
Back connection					6	
Back connection with clamp					7	
Process connection						
G 1/4					2	
1/4 NPT					5	
Liquid filling						
Dry					0	
BH1 : low viscosity glycerin/water 86% (medium : -20 ... +70°C)					1	
BH2 : high viscosity glycerin 99.5% (medium : 0 ... +90°C)					2	
BH3 : silicone oil (medium : -40 ... +100°C)					3	
Unit of measurement / Pressure ranges ⁽³⁾						
bar						Bxx
psi						Hxx
kPa						Dxx
kg/cm ²						Fxx
bar / psi (double scale)						Kxx
psi / kPa (double scale)						Vxx
kPa / psi (double scale)						Wxx
Options to be added behind the / (see example below)						

(▶ Standard version)

⁽¹⁾ Monel version nominal size 63 mm only and not available for pressure ranges x39, x40, x41 and x59

⁽²⁾ NS50 not available as monel version MEM

⁽³⁾ Available standard pressures ranges, see tables on page 2. For ranges not listed, please contact Baumer.

Ordering example with options

	MEX	3	-	B	2	0	.	B22	/	0078	-	0769	-	0679
All stainless steel pressure gauge	←													
Nominal size 63 mm	←													
Back connection, front flange, 3 mounting holes, case material 1.4301	←													
Process connection G 1/4	←													
No liquid filling	←													
Scale bar : 0 ... 10 bar	←													
Option : ATEX Version with laminated safety glass included	←													
Option : Restrictor screw Ø 0.3	←													
Option : Adjustable friction pointer	←													