

















# INDOOR UNITS LINE-UP

● Multi Only ○● Compatible with Residential Single Split ○□ Compatible with Commercial Single Split

kBTu/h		5	7	9	12	15	18	24
kW		1.5	2.1	2.6	3.5	4.2	5.3	7.0
Wall Mounted	ARTCOOL Gallery	 			● MA09R NF1	● MA12R NF1		
	ARTCOOL Mirror	   		● AM07BK NSJ	○● AC09BK NSJ	○● AC12BK NSJ		○● AC18BK NSK ○● AC24BK NSK
	Deluxe	  		● DM07RK NSJ	○● DC09RK NSJ	○● DC12RK NSJ		○● DC18RK NSK ○● DC24RK NSK
	Standard Plus	   	● PM05SK NSA	● PM07SK NSA	○● PC09SK NSJ	○● PC12SK NSJ	● PM15SK NSJ	○● PC18SK NSK ○● PC24SK NSK
	Standard Specialty	   	● MJ05PC NSJ	● MJ07PC NSJ	○● MJ09PC NSJ	○● MJ12PC NSJ	● MJ15PC NSJ	○● MJ18PC NSK ○● MJ24PC NSK
	Standard 2	  		□ MS07ET NSA	□ S09ET NSJ	□ S12ET NSJ		□ S18ET NSK □ S24ET NSK
Ceiling Mounted Cassette	1 Way Cassette	 			● MT09R NU1	● MT11R NU1		
	4 Way Cassette	 	● MT06R NRO	● MT08R NRO	○● CT09F NRO	○● CT12F NRO		○● CT18F NQ0 ○● CT24F NQ0
Ceiling Concealed Duct	Mid / High Static Pressure	 					○● CM18F N10	○● CM24F N10
	Low Static Pressure	 			○● CL09F N50	○● CL12F N50	○● CL18F N60	
		 						○● CL24F N30
Console	R410a			● CQ09 NAO	● CQ12 NAO		● CQ18 NAO	

kBtu/h	14	16	18	21	24	27	30
kW	4.1	4.7	5.3	6.2	7.0	7.9	8.8
Multi 							
	MU2R15 ULO 2-port	MU2R17 ULO 2-port	MU3R19 U21 3-port	MU3R21 U21 3-port	MU4R25 U21 4-port	MU4R27 U40 4-port	MU5R30 U40 5-port

All indoor units are compatible with R410A outdoor units.

kBtu/h	40	48	56
kW	11.7	14.1	16.4
Multi Piping			
	MU5M40 U44 5-port		
Multi Distribution Box			
	FM40AH U34 / FM41AH U34 7-IDU	FM48AH U34 / FM49AH U34 8-IDU	FM56AH U34 / FM57AH U34 9-IDU

## Combination & Flexibility

Refrigerant	Connectable Indoor Units	Wall Type																			
		ARTCOOL Gallery		ARTCOOL Mirror				DELUXE				Standard Plus									
		9	12	7	9	12	18	24	7	9	12	18	24	5	7	9	12	15	18	24	
R32	MU2R15 ULO	☐	☐	☐	☐	☐			☐	☐	☐			☐	☐	☐	☐				
	MU2R17 ULO	☐	☐	☐	☐	☐			☐	☐	☐			☐	☐	☐	☐				
	MU3R19 U21	☐	☐	☐	☐	☐	☐			☐	☐	☐			☐	☐	☐	☐	☐	☐	
	MU3R21 U21	☐	☐	☐	☐	☐	☐			☐	☐	☐			☐	☐	☐	☐	☐	☐	
	MU4R25 U21	☐	☐	☐	☐	☐	☐	☐			☐	☐	☐	☐	☐	☐	☐	☐	☐	☐	☐
	MU4R27 U40	☐	☐	☐	☐	☐	☐	☐	☐			☐	☐	☐	☐	☐	☐	☐	☐	☐	☐
R410a	MU5R30 U40	☐	☐	☐	☐	☐	☐	☐	☐			☐	☐	☐	☐	☐	☐	☐	☐	☐	☐
	MU5M40 U44	☐	☐	☐	☐	☐	☐	☐	☐			☐	☐	☐	☐	☐	☐	☐	☐	☐	☐
	FM40AH U34	☐	☐	☐	☐	☐	☐	☐	☐			☐	☐	☐	☐	☐	☐	☐	☐	☐	☐
	FM41AH U34	☐	☐	☐	☐	☐	☐	☐	☐			☐	☐	☐	☐	☐	☐	☐	☐	☐	☐
	FM48AH U34	☐	☐	☐	☐	☐	☐	☐	☐	☐			☐	☐	☐	☐	☐	☐	☐	☐	☐
	FM49AH U34	☐	☐	☐	☐	☐	☐	☐	☐	☐			☐	☐	☐	☐	☐	☐	☐	☐	☐
R410a	FM56AH U34	☐	☐	☐	☐	☐	☐	☐	☐	☐			☐	☐	☐	☐	☐	☐	☐	☐	☐
	FM57AH U34	☐	☐	☐	☐	☐	☐	☐	☐	☐			☐	☐	☐	☐	☐	☐	☐	☐	☐

Refrigerant	Connectable Indoor Units	Ceiling Mounted Cassette								Ceiling Concealed Duct				Console							
		1 Way Cassette		4 Way Cassette				Mid / High Static Pressure		Low Static Pressure											
		9	12	5	7	9	12	18	24	18	24	9	12	18	24	9	12	18			
R32	MU2R15 ULO	☐	☐	☐	☐	☐	☐					☐	☐								
	MU2R17 ULO	☐	☐	☐	☐	☐	☐					☐	☐								
	MU3R19 U21	☐	☐	☐	☐	☐	☐	☐				☐	☐	☐							
	MU3R21 U21	☐	☐	☐	☐	☐	☐	☐				☐	☐	☐							
	MU4R25 U21	☐	☐	☐	☐	☐	☐	☐	☐			☐	☐	☐	☐	☐	☐	☐	☐	☐	
	MU4R27 U40	☐	☐	☐	☐	☐	☐	☐	☐	☐			☐	☐	☐	☐	☐	☐	☐	☐	☐
R410a	MU5R30 U40	☐	☐	☐	☐	☐	☐	☐	☐	☐			☐	☐	☐	☐	☐	☐	☐	☐	☐
	MU5M40 U44	☐	☐	☐	☐	☐	☐	☐	☐	☐			☐	☐	☐	☐	☐	☐	☐	☐	☐
	FM40AH U34	☐	☐	☐	☐	☐	☐	☐	☐	☐			☐	☐	☐	☐	☐	☐	☐	☐	☐
	FM41AH U34	☐	☐	☐	☐	☐	☐	☐	☐	☐			☐	☐	☐	☐	☐	☐	☐	☐	☐
	FM48AH U34	☐	☐	☐	☐	☐	☐	☐	☐	☐			☐	☐	☐	☐	☐	☐	☐	☐	☐
	FM49AH U34	☐	☐	☐	☐	☐	☐	☐	☐	☐			☐	☐	☐	☐	☐	☐	☐	☐	☐
R410a	FM56AH U34	☐	☐	☐	☐	☐	☐	☐	☐	☐			☐	☐	☐	☐	☐	☐	☐	☐	☐
	FM57AH U34	☐	☐	☐	☐	☐	☐	☐	☐	☐			☐	☐	☐	☐	☐	☐	☐	☐	☐