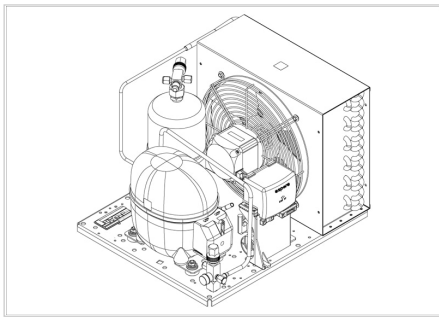


MODEL


UNEK6217GK

embraco





APPROVALS




 **ENGINEERING CODE**
559GA5204AA


 **APPROVED REFRIGERANT**
R452A

 **POWER SUPPLY**
220 - 240V 50Hz ~

 **STANDARD CONDITIONS**
EN13215_SH10

 **APPLICATION**
M/HBP

 **COOLING CAPACITY**
1090 W

 **EFFICIENCY**
1.5 W/W

DATA

General Data

Weight	28.5 Kg
Receiver	2.3 L
Height	324 mm
Length	471 mm
Width	395 mm
Power Supply	220 - 240 V 50 Hz

Electrical Data

Motor Type	CSR
Locked Rotor Amperage (LRA)	21.5 A
Max Current	5.55 A

Spare Parts

Valve Suction	FLARE 1/2"	2110051
Valve Discharge	FLARE 3/8"	2110056
Condenser	3R12T	2451218
Compressor	NEK6217GK	959GA51..AM
Electrical Kit	ELKOM NEK6217GK	959GA5190A
Fan Kit	34W 275/31°/5B	1996583

Noise Data

Sound Power Level	68.3 dB (A)	-	-
Sound Pressure Level	at 1 m	at 5 m	at 10 m
	60.3 dB (A)	46.3 dB (A)	40.3 dB (A)

Fan Motor

Number	1
Shaft Power	34 W
Air Flow	640 m ³ /h
Blade diameter	275 mm

PERFORMANCE

Rated Points

Ambient Temperature	Cooling Capacity	Power Consumption	Current	Efficiency
32.00°C	1090 W	725 W	3.67 A	1.5 W/W

Test Condition: EN13215_SH10, Return Gas 0 °C, Subcooling 3K , Evaporation -10.00°C, Condensing 0 °C, Ambient 32.00°C

Performance Curve Data

Ambient Temperature 25°C

Evaporating Temperature °C	Cooling Capacity W	Power Consumption W	Current A	Efficiency W/W
-20	792	581	2.93	1.37
-15	996	642	3.2	1.55
-10	1217	710	3.5	1.71
-5	1459	785	3.83	1.86
0	1725	866	4.19	1.99
5	2020	954	4.6	2.12
10	2347	1048	5.05	2.24

Test Condition: EN13215_SH10, M/HBP

Ambient Temperature 32°C

Evaporating Temperature °C	Cooling Capacity W	Power Consumption W	Current A	Efficiency W/W
-20	686	603	3.13	1.14
-15	878	661	3.39	1.33
-10	1090	725	3.67	1.5
-5	1325	798	3.99	1.66
0	1587	878	4.34	1.81
5	1880	966	4.73	1.95
10	2208	1061	5.16	2.08

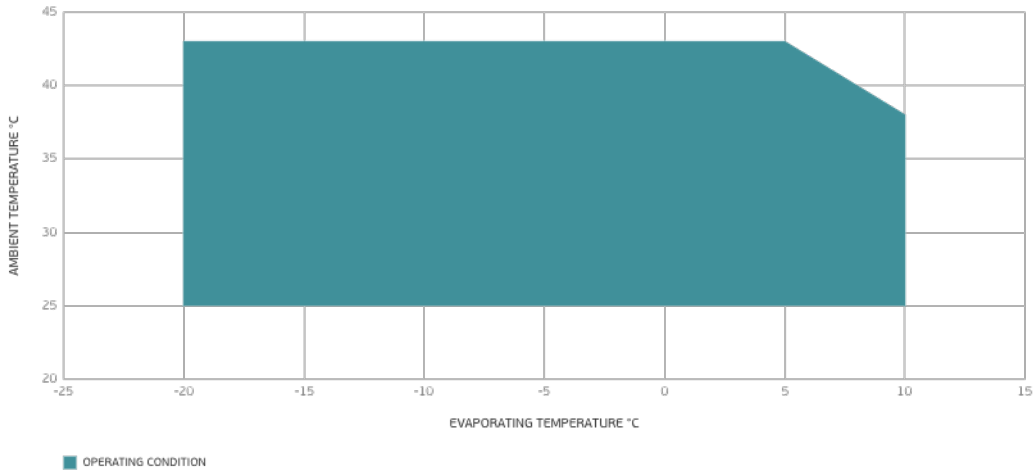
Test Condition: EN13215_SH10, M/HBP

Ambient Temperature 43°C

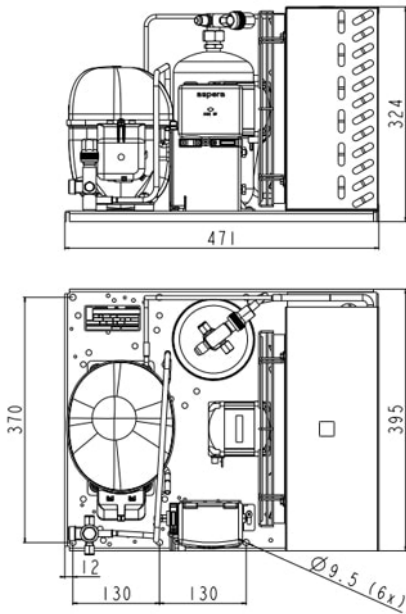
Evaporating Temperature °C	Cooling Capacity W	Power Consumption W	Current A	Efficiency W/W
-20	547	636	3.21	0.86
-15	688	700	3.51	0.98
-10	853	774	3.84	1.1
-5	1046	857	4.2	1.22
0	1270	950	4.58	1.34
5	1529	1052	5	1.45
10	1827	1163	5.46	1.57

Test Condition: EN13215_SH10, M/HBP

Operating Envelope



External Dimensions



Wiring Diagram

