

FT-110M Series – TurboFlow® Economical Flow-Rate Sensors

- ▶ Low Cost Plus High Accuracy ±3% of Reading
- ▶ Measures Low Liquid Flow Rates of 0.53 to 6.6 GPM (2 to 25 LPM)
- ▶ Brass Design For Robust Applications

Gems Hall Effect turbine flow rate sensor is ideal for OEM applications involving low flow liquid monitoring. This brass-bodied version of our FT-110 series provides additional pressure capability over the engineered plastic models—up to 350 psig (24 bar). The low cost coupled with 1/2% repeatability makes it an ideal candidate for replacing dispensing timer systems. Unlike existing timing systems, turbine technology is not influenced by changes in system pressure caused by aging filters. The sensor's standard power and output specifications make it easy to retrofit to existing controllers.

Specifications

Wetted Materials	
Body	Brass
Turbine	Nylon 12 Composite
Bearings	PTFE/15% Graphite
Operating Pressure	350 PSIG (24 bar)
Burst Pressure	2500 PSIG (172 bar)
Operating Temperature	-4°F to 212°F (-20°C to 100°C)
Viscosity	32 to 81 SSU (.8 to 16 Centistokes)
Filter	<50 Microns
Input Power	5 to 24 VDC @ 8mA
Output (Hz)	NPN Sinking Open Collector @ 20mA Maximum Leakage Current 10µA (Pull-Up Resistor Required)
Accuracy	±3% of Reading
Repeatability	0.5% of Full Scale
Electrical Connection	DIN 9.4mm Spacing* 24 AWG 3 ft. Cable
Inlet/Outlet Ports	3/8" NPT, G3/8 Male

* Mating DIN ordered separately.


How To Order – Standard Models

Specify Part Number based on flow range.

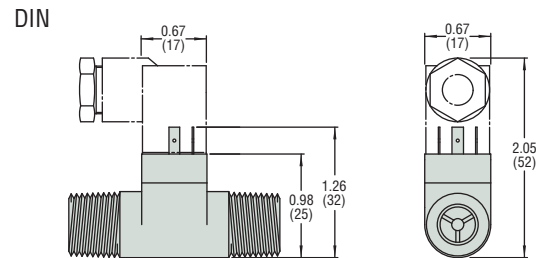
Flow Range		Pulses per		Frequency Output	3/8" NPT Part Number		G3/8 European Thread	
GPM	LPM	Gallon	Liter		Cable	DIN	Cable	DIN
.53-2.1	2-8	15900	4200	140-560 Hz	245148-C	245148-D	245150-C	245150-D
.79-6.6	3-25	3800	1000	50-417 Hz	245149-C	245149-D	245151-C	245151-D

FT-110M Accessories

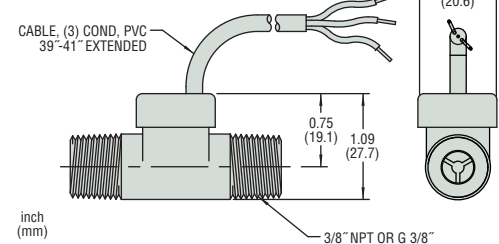
Description	Part Number
1 Meter DIN PVC Cable Assembly with 10K Pull-Up Resistor	218572
Mating DIN Connector	212404



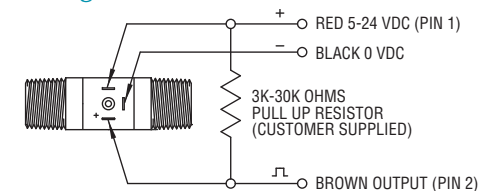
Dimensions



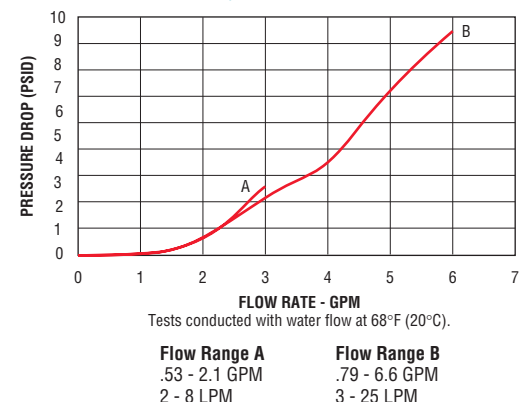
Cable



Wiring



Pressure Drop—Typical



FLOW SENSORS – ELECTRONIC