

E & EH Series – Subminiature Gas

- ▶ MOPD: 175 PSI (12 Bar)
- ▶ C_v Range: 0.018 to 0.070 (K_v Range: 0.015 to 0.060)
- ▶ 0.65 Watts or 2 Watts

A 2- or 3-way sub-miniature solenoid valve that delivers faster response times—and higher flow rates, the E & EH Series is specifically engineered for air and dry gas applications. A nickel-plated body and coil housing construction produces a highly durable, corrosion resistant valve. With a wattage range of 0.65–2 the E & EH Series provides versatility for power conserving, high pressure, and high flow applications.

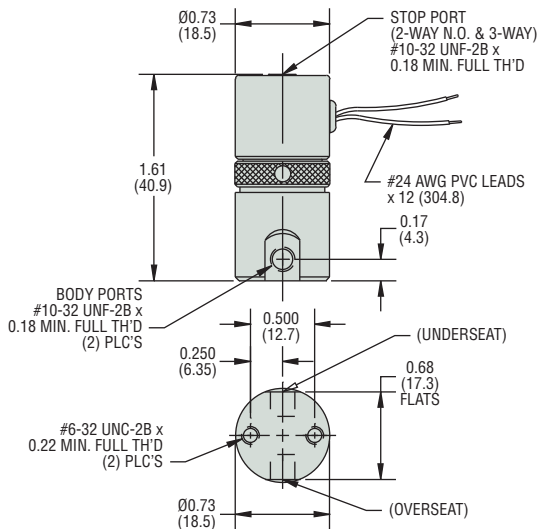
Typical Applications

- Medical and Respiratory Healthcare
- Printing Machinery and Sorting Equipment
- Automated Packaging Equipment
- Air Monitoring Systems

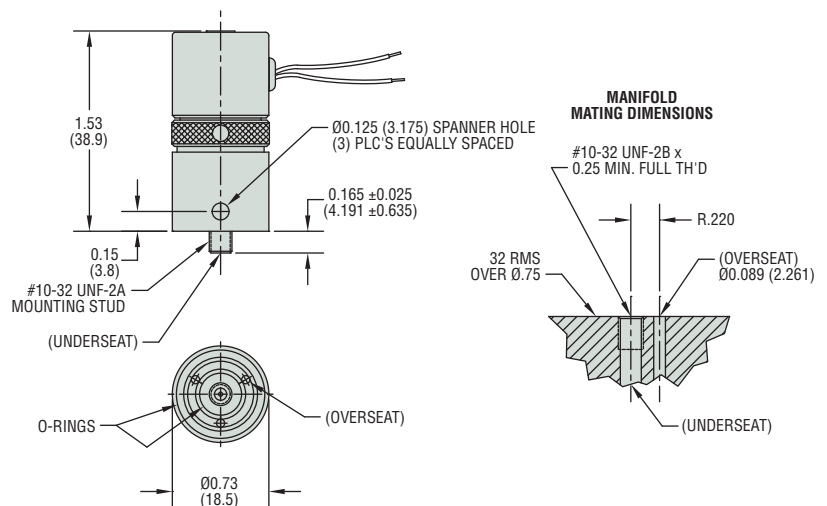


Dimensions

Threaded Port Body

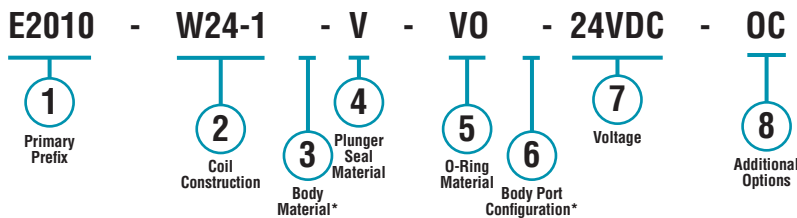


Manifold Mount Body



How To Order

Use the **Bold** characters from the choices listed on the following page to construct a product code.



* Blank entry indicates a "Standard" selection (#10-32 straight thread ports, in this case).

Example:

E2010-W24-1-V-VO-24VDC-OC

E-Series 2-Way N.C. solenoid valve, with 24" (61cm) lead-wires from an encapsulated coil, nickel-plated brass body, Viton® plunger seal, Viton® o-ring, #10-32 straight thread ports, operating at 24 VDC, and is cleaned for oxygen use.

Part Prefix Table ①

	Power Rating	Orifice				MOPD		C _v		K _v		① Primary Prefix
		Body		Stop		psig	bar	Body	Stop	Body	Stop	
		inches	mm	inches	mm							
2-WAY N.C.	0.65W	1/32	0.79	—	—	125	9	0.018	—	0.015	—	E2010
		3/64	1.19	—	—	70	5	0.023	—	0.020	—	E2011
		1/16	1.59	—	—	40	3	0.036	—	0.031	—	E2012
		5/64	1.98	—	—	20	1	0.070	—	0.060	—	E2013
	2W	1/32	0.79	—	—	175	12	0.018	—	0.015	—	EH2010
		3/64	1.19	—	—	150	10	0.023	—	0.020	—	EH2011
1/16		1.59	—	—	100	7	0.036	—	0.031	—	EH2012	
5/64		1.98	—	—	50	3	0.070	—	0.060	—	EH2013	
2-WAY N.O.	0.65W	—	—	1/32	0.79	125	9	—	0.018	—	0.015	E2210
		—	—	3/64	1.19	70	5	—	0.023	—	0.020	E2211
		—	—	1/16	1.59	40	3	—	0.032	—	0.027	E2212
	2W	—	—	1/32	0.79	175	12	—	0.018	—	0.015	EH2210
		—	—	3/64	1.19	150	10	—	0.023	—	0.020	EH2211
		—	—	1/16	1.59	100	7	—	0.032	—	0.027	EH2212
3-WAY N.C. Line Connection	0.65W	1/32	0.79	1/32	0.79	125	9	0.018	0.018	0.015	0.015	E3110
		3/64	1.19	3/64	1.19	70	5	0.023	0.023	0.020	0.020	E3111
		1/16	1.59	1/16	1.59	40	3	0.036	0.032	0.031	0.027	E3112
	2W	1/32	0.79	1/32	0.79	175	12	0.018	0.018	0.015	0.015	EH3110
		3/64	1.19	3/64	1.19	150	10	0.023	0.023	0.020	0.020	EH3111
		1/16	1.59	1/16	1.59	100	7	0.036	0.032	0.031	0.027	EH3112
3-WAY N.O.	0.65W	1/32	0.79	1/32	0.79	125	9	0.018	0.018	0.015	0.015	E3210
		3/64	1.19	3/64	1.19	70	5	0.023	0.023	0.020	0.020	E3211
		1/16	1.59	1/16	1.59	40	3	0.036	0.032	0.031	0.027	E3212
	2W	1/32	0.79	1/32	0.79	175	12	0.018	0.018	0.015	0.015	EH3210
		3/64	1.19	3/64	1.19	150	10	0.023	0.023	0.020	0.020	EH3211
		1/16	1.59	1/16	1.59	100	7	0.036	0.032	0.031	0.027	EH3212
3-WAY Multi Purpose	0.65W	1/32	0.79	1/32	0.79	80	6	0.018	0.018	0.015	0.015	E3310
		3/64	1.19	3/64	1.19	40	3	0.023	0.023	0.020	0.020	E3311
		1/16	1.59	1/16	1.59	20	1	0.036	0.032	0.031	0.027	E3312
	2W	1/32	0.79	1/32	0.79	150	10	0.018	0.018	0.015	0.015	EH3310
		3/64	1.19	3/64	1.19	100	7	0.023	0.023	0.020	0.020	EH3311
		1/16	1.59	1/16	1.59	50	3	0.036	0.032	0.031	0.027	EH3312
3-WAY Directional Control	0.65W	1/32	0.79	1/32	0.79	135	9	0.018	0.018	0.015	0.015	E3410
		3/64	1.19	3/64	1.19	80	6	0.023	0.023	0.020	0.020	E3411
		1/16	1.59	1/16	1.59	45	3	0.036	0.032	0.031	0.027	E3412
	2W	1/32	0.79	1/32	0.79	190	13	0.018	0.018	0.015	0.015	EH3410
		3/64	1.19	3/64	1.19	165	11	0.023	0.023	0.020	0.020	EH3411
		1/16	1.59	1/16	1.59	80	6	0.036	0.032	0.031	0.027	EH3412

Gems specializes in the design and manufacturing of custom solenoid valves and fluidic systems. If you don't see what you're looking for, or have a question, contact us at 800-378-1600 or info@gemssensors.com.

② Coil Construction

- (blank) = Tape-wrapped, Class-B, with 12" (30.48cm) long lead-wires*
- W = Lead-wires, non-standard length (specify in inches)
- 1 = Encapsulated coil
- 5 = Encapsulated coil with 0.110" (2.79mm) spade terminals
- 10 = Rectified coil for AC voltage (2 watt only)

③ Body Material

- (blank) = Nickel-plated brass*

④ Plunger Seal Material

- (blank) = Nitrile*
- V = Viton®
- E = EPR
- MQ = Silicone

⑤ O-Ring Material

- (blank) = Nitrile*
- VO = Viton®
- EO = EPR
- MQO = Silicone

⑥ Body Port Configuration

- (blank) = #10-32 straight thread ports*
- BM = M5 x 0.8 ports
- MM = Manifold mount with #10-32 threaded stud†
- MM2 = Manifold mount with M5 x 0.8 threaded stud†
- BO = Bottom under-seat port – max orifice = 1/16" (1.59mm)

⑦ Voltage

- VDC = DC (specify voltage)
- VAC = AC rectified 2-watt only (specify voltage)

⑧ Additional Options

- OC = Cleaned for oxygen use
- QO = Quiet operation (2-way N.C.)
- VAC = Vacuum application – 0 to 29.5" Hg (0 to 1000 mBar)

* Standard selection; will be used unless otherwise specified. Standard selections are not referenced in final part number.

† Teflon® o-ring not suitable for manifold mount.