

SFSE- Square Flat Solid Element TC/K





Properties

The standard range of ceramic infrared elements in stock are used in a wide range of industrial and engineering applications such as thermoforming, packaging, paint curing, printing, drying, gluing, sterilisation, roasting etc. They are also very effectively used in infrared outdoor heaters and saunas.

Most plastics and many other materials absorb infrared best in the wavelength range of 2-10 μm , which makes the ceramic heater the most popular radiant emitter on the market.

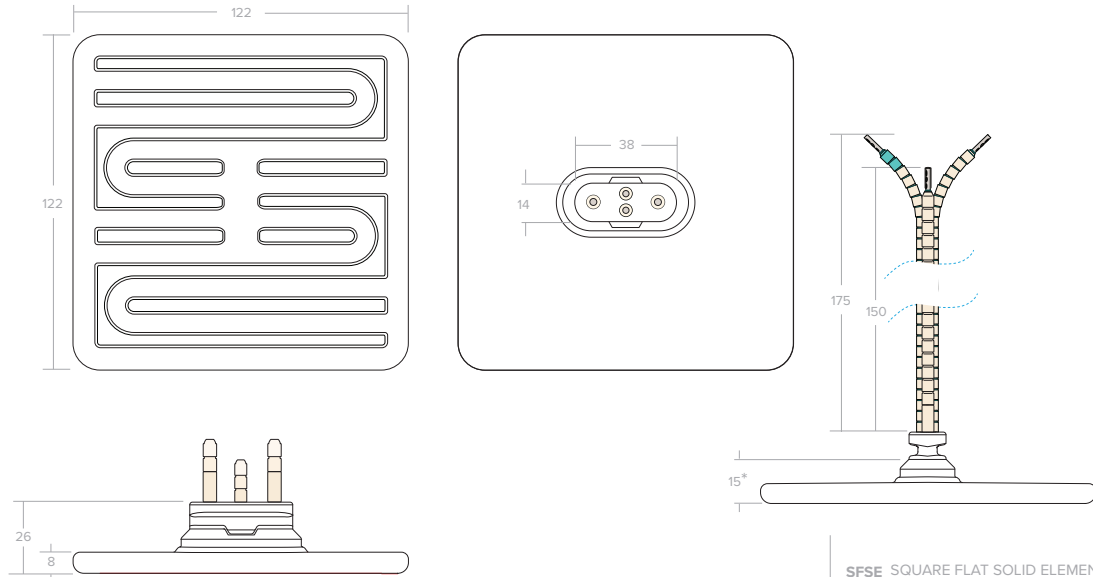
Technical specification

Material	Ceramic solid body in white glaze colour with an embedded resistance heating coil
Heater Voltage	230 V (standard)
Operating Temperature	Max permissible 750°C
Useful wave-length range	2 - 10 μm (microns) long wavelength
Dimensions	122 x 122 x 26 mm
Average weight	230 g
Electric connection	150 mm ceramic beaded power leads
Assembly	Recommended radiation distance from heater is 100mm to 200mm. Mounting slot size oval 15x42 mm Steel wave spring and clip set included
Recommended Spacing	5mm minimum spacing between elements
Average operating life	Up to 20 000 hrs depending on conditions
Standards	CE, UL-499
Packaging w x h x d	126 x 126 x 50 mm



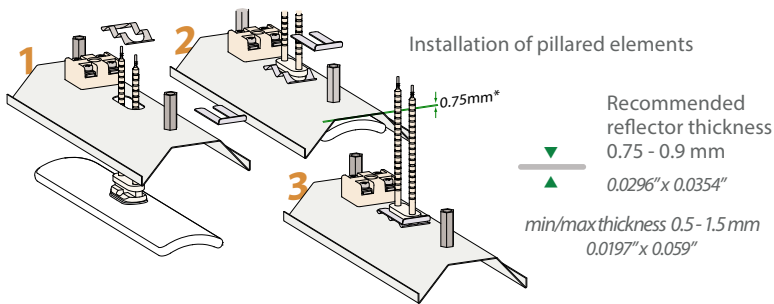
Standard assortment

Model SFSE	Power W	Mean Surface Temperature °C	Max Power Density kW/m ²
SFSE 250	250	351	15
SFSE 400	400	480	24
SFSE 500	500	515	30
SFSE 600	600	561	36
SFSE 650	650	596	39
SFSE 1000	1000	700	60



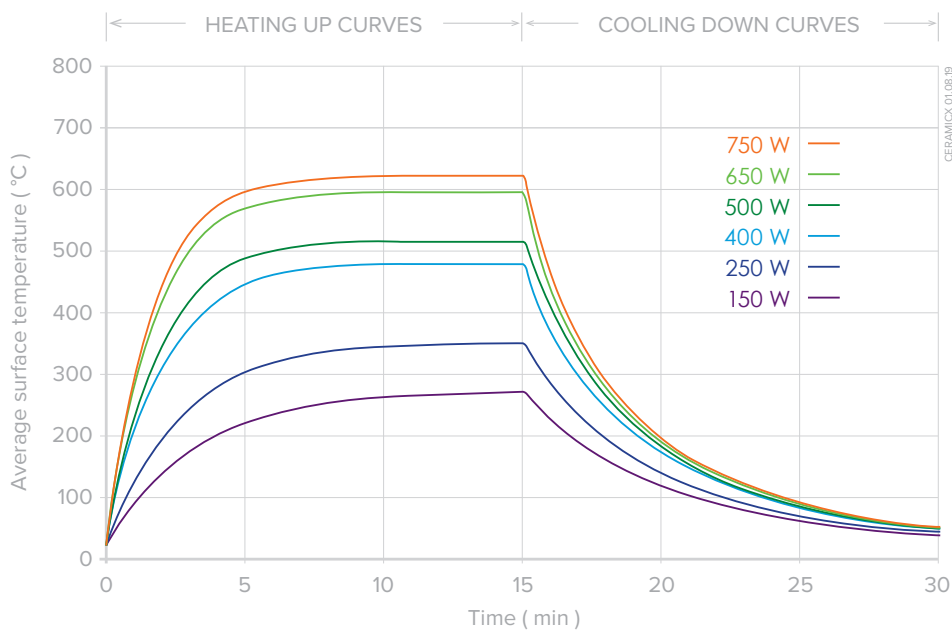
SFSE SQUARE FLAT SOLID ELEMENT

Tolerances apply, all dimensions mm.
 * Face of reflector - face of element using
 0.75mm reflector, mounting hole size 15 x 42 mm



**Recommended Slot hole
 size 42 x 15 mm**

1.6535" x 0.5905"



SFSE Square Flat Solid Element

Heating up and cooling down curves showing average surface temperature taken with an infrared thermometer set at an emissivity of 0.95 (Element mounted in an aluminised steel reflector RAS)