

HFE - Half Flat Element

Properties

The standard range of ceramic infrared elements in stock are used in a wide range of industrial and engineering applications such as thermoforming, packaging, paint curing, printing, drying, gluing, sterilisation, roasting etc. They are also very effectively used in infrared outdoor heaters and saunas.

Most plastics and many other materials absorb infrared best in the wavelength range of 2-10 μm , which makes the ceramic heater the most popular radiant emitter on the market.

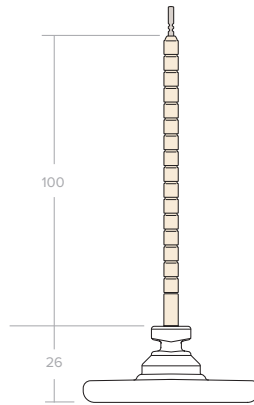
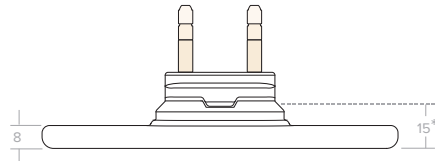
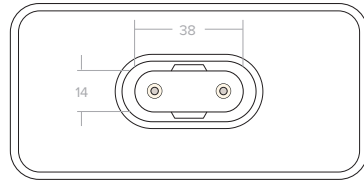
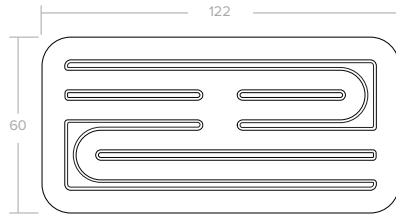
Technical specification

Material	Ceramic solid body in white glaze colour with an embedded resistance heating coil
Heater Voltage	230 V (standard)
Operating Temperature	Max permissible 750°C
Useful wave-length range	2 - 10 μm (microns) long wavelength
Dimensions	122 x 60 x 26 mm
Average weight	128g
Electric connection	100 mm ceramic beaded power leads
Assembly	Recommended radiation distance from heater is 100mm to 200mm. Mounting slot size oval 15x42 mm Steel wave spring and clip set included
Recommended Spacing	5mm minimum spacing between elements
Average operating life	Up to 20 000 hrs depending on conditions
Standards	CE, UL-499
Packaging w x h x d	126 x 62 x 44 mm



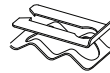
Standard assortment

Model HFE	Power W	Mean Surface Temperature °C	Max Power Density kW/m ²
HFE 125	125	351	15
HFE 150	150	405	18
HFE 250	250	515	30
HFE 325	325	596	39
HFE 400	400	640	48
HFE 500	500	726	60

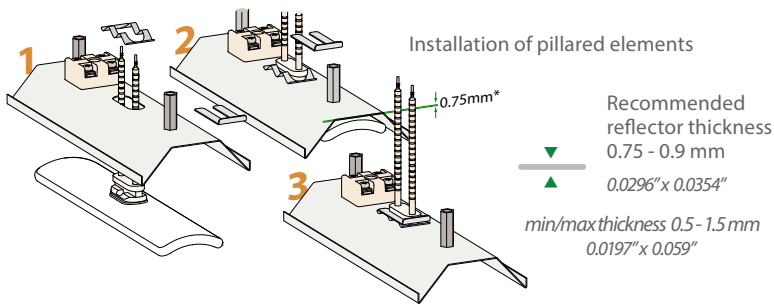


HFE HALF FLAT ELEMENT
24.0719

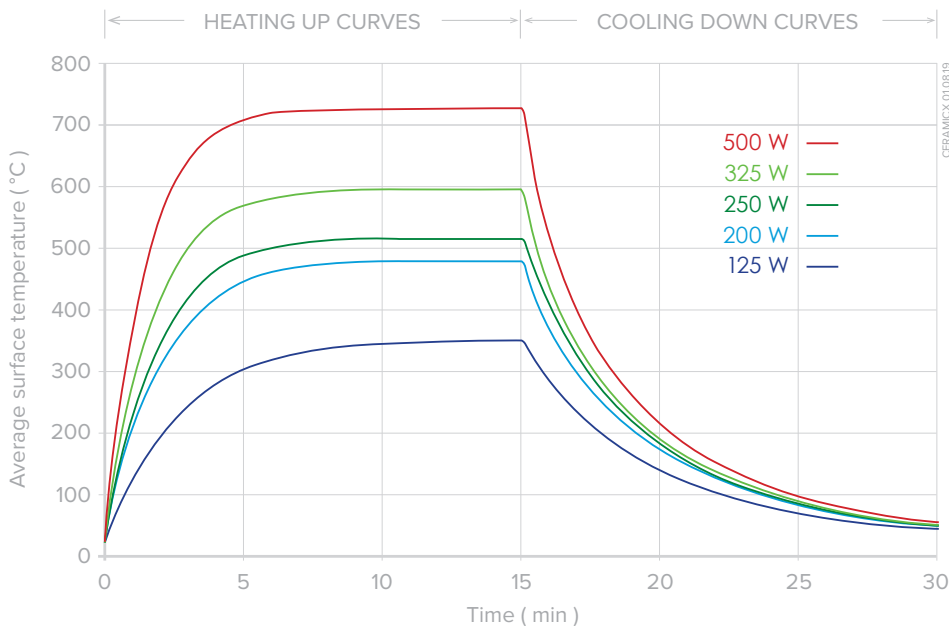
Tolerances apply, all dimensions mm.
* Face of reflector - face of element
using 0.75mm reflector, mounting
slot size 15 x 42 mm



Comes with Wave Spring and Clip



**Recommended Slot hole
size 42 x 15 mm**
1.6535" x 0.5905"



HFE Half Flat Element

Heating up and cooling down curves showing average surface temperature taken with an infrared thermometer set at an emissivity of 0.95 (Element mounted in an aluminised steel reflector RAS)